

BERNARDO®

www.bernardo-spain.com

03/2022

DUST COLLECTORS



BDC 1100
AC 1100
RV 203
RV 250 F
RV 203 CF
RV 300
RV 350
SF 1000 B

SF 2000 B
SF 3000 B
RV 1500
RV 2200
RV 4000
RV 5500
RV 400
RV 403
DC 160
DC 180

DC 200 E
DC 230 E
DC 250 CF
DC 300
DC 350 CF
DC 400
DC 450 CF
DC 500 E
DC 550 CF
ASA 3500

ASA 4500
DC 600
DC 700
DC 650 CF
DC 750 CF
DC 800
DC 850 CF
FT 200 N
FT 302 N
FT 502 SF

FT 504 SF
FSG 1000
FSG 1100
RLA 1500
RLA 2000
RLA 2700
RLA 3700
AT 1000 HM
AT 1500 HM
AT 2000 HM

Suction canister

BDC 1100

The BDC 1100 mobile and compact suction canister ensures a clean work environment free from sawdust, making this model an essential item in every amateur's workshop.

- Use at small circular saws, planer and thicknesser, bandsaws, sanding machines,...
- Ideal for extracting dust, chippings, smoke, grains, wood and plastic particles etc.
- The fine filter cartridge restrain particles up to 0,5 micron
- Low weight allows for easy transport
- Also useable for suction of chimney ash



2-stage filter system (fine filter cartridge and filter bag) restrain particul up to 0,5 micron.



Easy discharging of the canister through quick clamping system.

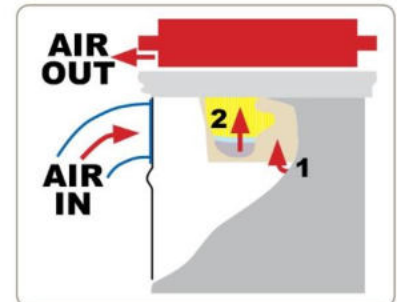


Different tube adapter comes standard.

Standard accessories:

- Tube 1,5 m
- Fine filter cartridge
- Filter bag (3 pcs.)
- Adapter A100/70 - A65/45 - A40/40 - A35/35

Technical data	BDC 1100
Capacity max.	180 m ³ /h
Low pressure max.	2500 Pa
Canister volume	45 l
Inlet diameter	100 mm
Motor power	1,1 kW (1,5 HP)
Voltage	230 V
Machine dimension (Ø x H)	400 x 650 mm
Weight approx.	11 kg
Art. no.	12-1999



Including tube 1,5 m

BERNARDO
www.bernardo-spain.com
HOBBY



Optional accessories:

	Art. no.	excl. VAT
Fine filter cartridge	12-1997	
Filter bag (3 pcs.)	12-1998	
PVC-tube diam. 100 mm (4 m)	12-1069	
PU-tube diam. 100 mm (6 m)	12-1077	
PVC-tube diam. 100 mm (10 m)	12-1070	
Grounding set ES 1	12-1140	
Automatic start-up ALV 2 / M 230 - 230 V	12-1152	

Air cleaner

AC 1100

The air cleaner AC 1100 effectively reduces the dust concentration in the room air, which means the air in a 55 m² room is will be cleaned within 6 minutes

- Comfortable operation with standard infrared remote control
- Dust contaminated air is effectively cleaned
- 98% of the dust up to 5 micron and 85% up to 1 micron will be filtered
- Can be mounted on the ceiling
- Used for rooms up to 55 m²
- Inside filter can be cleaned easily using compressed air

**Best
Price**



Adjustable operation times (1 / 2 / 4 hours).



Special fan design for low-noise operation.



The fine dust filter retains particles up to 1 micron.



Technical data

AC 1100

Capacity max.	14 / 18 / 22 m ³ /min
External filter	5 mikron
Internal filter	1 mikron
Programmable operating times	1 / 2 / 4 hours
Motor power	150 W
Voltage	230 V
Machine dimension (W x D x H)	770 x 610 x 300 mm
Weight approx.	30 kg
Art. no.	12-2171

Standard accessories:

- Fine dust filter inner
- Electrostatic filter
- Remote control
- Suspension hook (4 pcs.)

Optional accessories:

- Finedust-filter inner
- Electrostatic-filter outer

Art. no.	excl. VAT
12-1041	
12-1042	

BERNARDO[®]
www.bernardo-spain.com

Si tiene más preguntas, no dude en contactar con nuestro centro de atención al cliente +34 652 62 99 91

Radial collectors

The RV 203 radial collector is suitable for wall and ceiling installation with the serially console. The model RV 250 F with filter bag is designed for easy transport between sites.


RV 203 RV 250 F

- Using radial collectors ensures ideal production conditions and clean air at the workplace
- Mobile base and practical carry handle makes this model ideal for transport (RV 250 F)
- Optimal fan design guarantees top efficiency and smooth run
- Statically and dynamically balanced steel fan wheels
- High extraction performance with minimum space requirements
- Unbelievable price-to-performance ratio



Grounding set ES 1 (optional extra)

Attention! The radial collector must be grounded at all time to reduce the risk of fire and explosion.



Automatic start-up ALV 2 / M 230

When switching the wood working machine on / off, the radial collector automatically turns on / off with delay. (optional extra)



Optional accessories:

	Art. no.	excl. VAT
Filter bag for RV 203 / RV 250 F	12-0998	
PVC-tube diam. 100 mm (4 m)	12-1069	
PU-tube diam. 100 mm (6 m)	12-1077	
Grounding set ES 1	12-1140	
Automatic start-up ALV 2 / M 230 - 230 V	12-1152	

Technical data

	RV 203	RV 250 F
Capacity max.	870 m ³ /h	870 m ³ /h
Low pressure max.	1020 Pa	1020 Pa
Inlet diameter	100 mm	100 mm
Outlet diameter	115 mm	115 mm
Motor power	0,75 kW (1.0 HP)	0,75 kW (1.0 HP)
Voltage	230 V / 50 Hz	230 V / 50 Hz
Dimension (W x D x H)	430 x 400 x 370 mm	460 x 400 x 470 mm
Weight approx.	15 kg	20 kg
Art. no.	12-2020	12-2021



powder coated

Standard accessories:

- On-Off-switch
- Adapter round / square
- Bracket for wall and ceiling mounting (RV 203)
- Mobile base (RV 250 F)
- Carrier handle (RV 250 F)
- Filter bag (RV 250 F)



Radial fan with cartridge filter

RV 203 CF

Dust collectors

- Ideal for extracting dust, chippings, smoke, grains, wood and plastic particles etc.
- Bracket for wall mounting comes standard
- Optimal fan design guarantees top efficiency and smooth run
- High-quality powder coating creates scratch-resistant and shock-proof surface
- Statically and dynamically balanced steel fan wheel
- Cartridge filter increases extraction force because of larger filter area



The serially bracket ensure a quick and easy wall mounting of the radial fan



Cartridge filter feature cleaning brushes for effective fine dust removal.



On-Off-switch according to IP 54 with undervoltage release. Powerful drive motor, extremely smooth-running



Automatic start-up ALV 2 / M 230

When switching the wood working machine on / off, the radial collector automatically turns on / off with delay. (optional extra)



Grounding set ES 1 (optional extra)

Incl. cartridge filter

Best Price

Bracket for wall mounting

Attention! The radial collector must be grounded at all time to reduce the risk of fire and explosion.



Standard accessories:

- On-Off-switch
- Filter cartridge
- Waste bag
- Bracket for wall mounting

Technical data	RV 203 CF
Capacity max.	850 m ³ /h
Low pressure max.	1020 Pa
Inlet diameter	100 mm
Waste bag volume	85 l
Motor power	0,75 kW (1.0 HP)
Volage	230 V / 50 Hz
Dimension (W x D x H)	450 x 460 x 1500 mm
Weight approx.	23 kg
Art. no.	12-2018

Optional accessories:	Art. no.	excl. VAT
Waste bag (10 pcs.)	12-1004	
Filter cartridge	12-1011	
PVC-tube diam. 100 mm (4 m)	12-1069	
PU-tube diam. 100 mm (6 m)	12-1077	
PVC-tube diam. 100 mm (10 m)	12-1070	
Grounding set ES 1	12-1140	
Automatic start-up ALV 2 / M 230 - 230 V	12-1152	



Radial collectors

RV 300 RV 350

The RV 300 and RV 350 radial collectors feature an adapter as part of the standard accessories to ensure easy attachment to stationary or mobile wood working machines. The models are equipped with a bracket to allow for mounting on the wall or ceiling.

- Solid steel plate construction which keep static charge to a minimum - compared to plastic housing
- Ideal for extracting dust, chippings, smoke, grains, wood and plastic particles etc.
- Statically and dynamically balanced steel fan wheels
- High-quality powder coating creates scratch-resistant surface
- Curved fan wheels ensure high energy-efficiency and low noise levels
- Optimized construction guarantees top performance



RV 350 includes adapter 1 x 150 mm / 3 x 100 mm.



Attention! The radial collector must be grounded at all time to reduce the risk of fire and explosion.



Automatic start-up ALV 10 / 1 M

When switching the wood working machine on / off, the radial collector automatically turns on / off with delay. (optional extra)



Optional accessories:

	Art. no.	excl. VAT
PVC-tube diam. 100 mm (10 m)	12-1070	
PU-tube diam. 100 mm (6 m)	12-1077	
Grounding set ES 1	12-1140	
Automatic start-up ALV 10 / 1 M	12-1150	

Technical data

	RV 300	RV 350
Capacity max.	2520 m ³ /h	3900 m ³ /h
Low pressure max.	1950 Pa	1950 Pa
Inlet diameter	1 x 130 / 2 x 100 mm	1x 150 / 3x 100 mm
Outlet diameter	125 mm	120 x 160 mm
Motor power	1,5 kW (2,0 HP)	2,2 kW (3,0 HP)
Voltage	400 V	400V
Dimension (W x D x H)	450 x 400 x 520 mm	450 x 600 x 520 mm
Weight approx.	22 kg	26 kg
Art. no.	12-2024	12-2025

Standard accessories:

- Switch-plug-combination
- Y-adapter 1 x 130 mm / 2 x 100 mm (RV 300)
- Adapter 1 x 150 mm / 3 x 100 mm (RV 350)
- Adapter square / round
- Bracket for wall and ceiling mounting

Radial collectors

The BERNARDO radial collectors come with an airvolume of 1250 – 4300 m³/h which makes them perfectly suitable for home use up to commercial use.

SF 1000 B

SF 2000 / 3000 B

Dust collectors

- Effective extraction at various applications, such as exhaust systems and ventilation technology
- Portable, compact radial collector for extraction of dust, fumes etc. at various assembly works (SF 1000B)
- Ideal for extracting dust, chippings, smoke, grains, wood and plastic particles etc.
- Curved fanwheels ensure high energy-efficiency and low noise levels
- High-quality powder coating creates scratch-resistant surface
- Optimized construction guarantees top performance



BERNARDO
www.bernardo-spain.com
SEMIPROFESSIONAL



Optional accessories:

	Art. no.	excl. VAT
PU-tube diam. 100 mm (6 m)	12-1077	
PU-tube diam. 150 mm (6 m)	12-1079A	
PU-tube diam. 180 mm (6 m)	12-1081	
Automatic start-up ALV 2 / M 230 - 230 V	12-1152	
Automatic start-up ALV 10 / 1 M	12-1150	

Technical data	SF 1000 B	SF 2000 B	SF 3000 B
Capacity max.	1200 m ³ /h	2040 m ³ /h	4020 m ³ /h
Low pressure max.	1560 Pa	1335 Pa	1745 Pa
Inlet diameter	100 mm	125 mm	180 mm
Outlet diameter	-	150 mm	180 mm
Idle speed	2860 rpm	2860 rpm	2860 rpm
Motor power	0,75 KW (1,0 HP)	1,1 kW (1,5 HP)	1,5 kW (2,0 HP)
Voltage	230 V / 50 Hz	400 V / 50 Hz	400 V / 50 Hz
Dimension (W x D x H)	410 x 373 x 416 mm	588 x 568 x 540 mm	712 x 693 x 690 mm
Weight approx.	20 kg	35 kg	52 kg
Art. no.	12-2000	12-2005	12-2010

Standard accessories:

- Carrier handle (SF 1000 B)
- Base plate (SF 1000 B)
- Base plate with frame (SF 2000 B / 3000 B)

BERNARDO[®]
www.bernardo-spain.com

Si tiene más preguntas, no dude en contactar con nuestro centro de atención al cliente +34 652 62 99 91

Radial collectors

The radial collectors of the RV-series feature a powerful drive motor and optimally positioned fan wheels, making these models extremely quiet and highly efficient. They are commonly used for removal of fine waste and highly suitable for aeration and ventilation purposes.

RV 1500 RV 2200

- Using radial collectors ensures ideal production conditions and clean air at the work place
- Ideal for extracting dust, chippings, smoke, grains, wood and plastic particles etc.
- Solid steel plate construction which keep static charge to a minimum - compared to plastic housing
- High-quality powder coating creates scratch-resistant surface
- Constant extraction force even during long operations
- Statically and dynamically balanced steel fan wheel

**Best
Price**



Automatic start-up ALV 10 / 1 M

When switching the wood working machine on / off, the radial collector automatically turns on / off with delay. (optional extra)



Grounding set ES 1
(optional extra)

Attention! The radial collector must be grounded at all time to reduce the risk of fire and explosion.

BERNARDO
www.bernardo-spain.com
PROFESSIONAL



Technical data

	RV 1500	RV 2200
Capacity max.	2300 m ³ /h	4000 m ³ /h
Low pressure max.	1700 Pa	1900 Pa
Inlet diameter	150 mm	200 mm
Outlet diameter	145 mm	175 mm
Motor power	1,5 kW (2,0 HP)	2,2 kW (3,0 HP)
Voltage	400 V	400 V
Dimension (W x D x H)	575 x 540 x 700 mm	575 x 540 x 710 mm
Weight approx.	35 kg	40 kg
Art. no.	12-2011	12-2012

Optional accessories:

	Art. no.	excl. VAT
PU-tube diam. 150 mm (6 m)	12-1079A	
Grounding set ES 1	12-1140	
Automatic start-up ALV 10 / 1 M	12-1150	

Radial collectors

The radial collectors of the RV-series feature a powerful drive motor and optimally positioned fan wheels, making these models extremely quiet and highly efficient. They are commonly used for removal of fine waste and highly suitable for aeration and ventilation purposes.

RV 4000 RV 5500

Dust collectors

- Using radial collectors ensures ideal production conditions and clean air at the work place
- Ideal for extracting dust, chippings, smoke, grains, wood and plastic particles etc.
- Solid steel plate construction which keep static charge to a minimum - compared to plastic housing
- High-quality powder coating creates scratch-resistant surface
- Constant extraction force even during long operations
- Statically and dynamically balanced steel fan wheel



On/Off switch in accordance with IP 54 features undervoltage release



Powerful aluminium drive motor; extremely smooth running.



BERNARDO
www.bernardo-spain.com
PROFESSIONAL



Technical data

	RV 4000	RV 5500
Capacity max.	6500 m ³ /h	8000 m ³ /h
Low pressure max.	2000 Pa	2200 Pa
Inlet diameter	250 mm	300 mm
Outlet diameter	250 mm	250 mm
Motor power	4,0 kW (5,5 HP)	5,5 kW (7,5 HP)
Voltage	400 V	400 V
Dimension (W x D x H)	670 x 610 x 800 mm	670 x 610 x 800 mm
Weight approx.	55 kg	63 kg
Art. no.	12-2013	12-2014

Optional accessories:

Grounding set ES 1
Automatic start-up ALV 10 / 1 M

Art. no. excl. VAT
12-1140
12-1150

BERNARDO[®]
www.bernardo-spain.com

Si tiene más preguntas, no dude en contactar con nuestro centro de atención al cliente +34 652 62 99 91

Radial collectors

RV 400 / RV 403

The RV 400 and RV 403 radial collectors feature a powerful drive motor and optimally positioned fan wheels, making these models extremely quiet and highly efficient. They are commonly used for removal of fine waste (wood and plastic shavings, etc.) and highly suitable for aeration and ventilation purposes.

- Using radial collectors ensures ideal production conditions and clean air at the work place
- High-quality powder coating creates scratch-resistant and shock-proof surface
- Constant extraction force even during long operations
- Optimal fan design guarantees top efficiency and smooth run
- Statically and dynamically balanced steel fan wheels
- High extraction performance with minimum space requirements



Automatic start-up ALV 10 / 1 M

When switching the wood working machine on / off, the radial collector automatically turns on / off with delay. (optional extra)



Grounding set ES 1
(optional extra)

Attention! The radial collector must be grounded at all time to reduce the risk of fire and explosion.



Standard accessories:

- On-Off-switch (RV 403) – RV 400 (incl. phase changing switch)
- Adapter 1 x 175 mm / 4 x 100 mm (RV 400)
- Adapter square / round diam. 300 mm (RV 403)
- Bracket for wall and ceiling mounting

Optional accessories:

	Art. no.	excl. VAT
Grounding set ES 1	12-1140	
Automatic start-up ALV 10 / 1 M	12-1150	

Technical data

	RV 400	RV 403
Capacity max.	4800 m ³ /h	5800 m ³ /h
Low pressure max.	2400 Pa	1690 Pa
Inlet diameter	175 mm	250 mm
Outlet diameter	135 x 165 mm	215 x 215 mm
Motor power	5,25 kW (7,0 HP)	2,2 kW (3,0 HP)
Voltage	400 V	400 V / 50 Hz
Dimension (W x D x H)	520 x 570 (800)* x 540 mm	650 x 600 x 655 mm
Weight approx.	46 kg	53 kg
Art. no.	12-2023	12-2030

* with arlanter



Dust collector with tube

DC 160

The DC 160, transportable dust collector improves the performance of your wood working machines significantly and it will keep your workspace free from chips and sawdust.

- Aerodynamically shaped, plastic fan wheel for top suction
- Connect to fixed or mobile wood working machines
- Powerful aluminium drive motor, extremely smooth running
- Uncomplicated, quick bag change
- 2.0 m spiral suction hose is part of standard equipment
- Including carriage for increased mobility
- Unbelievable price-to-performance ratio

BERNARDO
HOBBY



Complete with carriage for high mobility.



Automatic start-up ALV 2 / M 230

When switching the wood working machine on / off, the dust collector automatically turns on / off with delay. (optional extra)



Woven fine-filter bags keep dust inclosed.



ABS-plastic, shock-resistant fan housing.

Including tube 2,0 m



Optional accessories:

	Art. no.	excl. VAT
Filter bag	12-0997	
Waste bag (10 pcs.)	12-1009	
Adapter A100/70 - A65/45 - A40/40 - A35/35	12-1034	
PVC-tube diam. 100 mm (4 m)	12-1069	
PVC-tube diam. 100 mm (10 m)	12-1070	
PU-tube diam. 100 mm (6 m)	12-1077	
Hose clamp	12-1125	
Grounding set ES 1	12-1140	
Automatic start-up ALV 2 / M 230 - 230 V	12-1152	

Technical data

DC 160

Capacity	850 m ³ /h
Filter area	0,8 m ²
Low pressure max.	700 Pa
Inlet diameter	100 mm
Waste sack volume	40 l
Idle speed	2850 rpm
Sound pressure	80 dB
Motor power output S ₁ 100%	0,55 kW (0,75 HP)
Motor power input S _e 40%	0,75 kW (1,0 HP)
Voltage	230 V / 50 Hz
Machine dimension (W x D x H)	730 x 420 x 1530 mm
Weight approx.	17 kg
Art. no.	12-2036

Standard accessories:

- Tube 2,0 m
- Filter bag
- Waste bag
- Carriage

BERNARDO
www.bernardo-spain.com

Dust collector with tube

DC 180

The DC 180 powerful, transportable dust collector improves the performance of your wood working machines significantly and it will keep your workspace free from chips and sawdust.

- Connect to fixed or mobile wood working machines
- Maximum extraction force at minimum space requirements
- Powerful motor and fan wheel for optimal extraction force
- Carriage allows for easy transport
- Increases capacity of your wood working machines
- ABS-plastic, shock-resistant fan housing.



Woven fine-fiter bags keep dust inclosed.



Convenient, quick change of dust bag.



Serially with tube 2,0 m



Grounding set ES 1 (optional extra)

Attention! The dust collector must be grounded at all time to reduce the risk of fire and explosion.

Optional accessories:

	Art. no.	excl. VAT
Filter bag	12-0997	
Waste bag (10 pcs.)	12-1009	
Adapter A100/70 - A65/45 - A40/40 - A35/35	12-1034	
PVC-tube diam. 100 mm (4 m)	12-1069	
PVC-tube diam. 100 mm (10 m)	12-1070	
PU-tube diam. 100 mm (6 m)	12-1077	
Hose clamp	12-1125	
Grounding set ES 1	12-1140	
Automatic start-up ALV 2 / M 230 - 230 V	12-1152	

Technical data

DC 180

Capacity	850 m ³ /h
Filter area	0,8 m ²
Low pressure max.	700 Pa
Inlet diameter	100 mm
Waste sack volume	56 l
Idle speed	2850 rpm
Sound pressure	80 dB
Motor power output S ₁ 100%	0,55 KW (0,75 HP)
Motor power input S _s 40%	0,75 kW (1,0 HP)
Voltage	230 V / 50 Hz
Machine dimension (W x D x H)	770 x 410 x 1660 mm
Weight approx.	18 kg
Art. no.	12-2037

Standard accessories:

- Tube 2,0 m
- Filter bag
- Waste bag
- Carriage



Dust collector with tube

DC 200 E

The DC 200 E mobile and compact dust collector ensures a clean work environment free from sawdust, making this model an essential item in every amateur's workshop.

- Ideal device for extraction of sawdust, milling chips and wood shavings
- Connect to stationary or mobile wood working machines
- Increases performance of your wood working machines immensely
- Maximum extraction force at minimum space requirements
- Aerodynamically shaped, plastic fan wheel for top suction
- Powerful motor and fan wheel for optimal extraction force



ABS-plastic, shock-resistant fan housing.



Complete with carriage for high mobility.



Powerful aluminium drive motor, extremely smooth running.



Different tube adapter comes standard



Clamping strap for easy installation of waste bag.



Optional accessories:

	Art. no.	excl. VAT
Filter bag	12-0996	
Waste bag (10 pcs.)	12-1009	
Adapter A100/70 - A65/45 - A40/40 - A35/35	12-1034	
PVC-tube diam. 100 mm (4 m)	12-1069	
PVC-tube diam. 100 mm (10 m)	12-1070	
PU-tube diam. 100 mm (6 m)	12-1077	
Hose clamp	12-1126	
Grounding set ES 1	12-1140	
Automatic start-up ALV 2 / M 230 - 230 V	12-1152	

Technical data

DC 200 E

Capacity	1150 m ³ /h
Filter area	1,0 m ²
Low pressure max.	700 Pa
Inlet diameter	100 mm
Waste sack volume	60 l
Idle speed	2850 rpm
Sound pressure	86 dB
Motor power output S ₁ 100%	0,55 kW (0,75 HP)
Motor power input S ₂ 40%	0,75 kW (1,0 HP)
Voltage	230 V / 50 Hz
Machine dimension (W x D x H)	900 x 510 x 1620 mm
Weight approx.	20 kg
Art. no.	12-2039

Standard accessories:

- Tube 2,0 m
- Filter bag
- Waste bag
- Adapter A100/70 - A65/45 - A40/40 - A35/35
- Carriage

BERNARDO[®]
www.bernardo-spain.com

Dust collector with tube

DC 230 E

The DC 230 E is an optimal model for price conscious amateurs who want to keep their workplace free from chips and sawdust. The optionally available cartridge filter FP 1 allows filtration of finest dust particles and increases the extraction force significantly.

- Connect both stationary and mobile wood working machines
- Powerful motor and fan wheel for optimal extraction force
- 2.5 m spiral suction hose is part of standard equipment
- Generous size of waste bag ensure high user comfort
- Strap with quick clamping guarantees straightforward bag changes



Optional cartridge filter increases extraction force due to larger filter area.



Model available at 230 V or 400 V.

BERNARDO
HOBBY



Grounding set ES 1 (optional extra)

Attention! The dust collector must be grounded at all time to reduce the risk of fire and explosion.

Inclusive tube 2,5 m

Standard accessories:

- Tube 2,5 m
- Filter bag
- Waste bag
- Carriage

Optional accessories:

	Art. no.	excl. VAT
Filter bag	12-1000	
Cartridge filter FP 1	12-1012	
Waste bag (10 pcs.)	12-1004	
PU-tube diam. 100 mm (6 m)	12-1077	
Hose clamp	12-1115	
Grounding set ES 1	12-1140	
Automatic start-up ALV 2 / M 230 - 230 V	12-1152	
Automatic start-up ALV 10 / 1 M	12-1150	

Technical data

DC 230 E

Capacity	1000 m ³ /h
Filter area	0,85 m ²
Low pressure max.	1020 Pa
Inlet diameter	100 mm
Waste sack volume	100 l
Idle speed	2950 rpm
Sound pressure	86,5 dB
Motor power output S ₁ 100%	0,75 kW (1,0 HP)
Motor power input S ₆ 40%	1,0 kW (1,35 HP)
Voltage	230 V or 400 V / 50 Hz
Machine dimension (W x D x H)	740 x 470 x 1900 mm
Weight approx.	26 kg
Art. no.	12-2043 (230 V) 12-2044 (400 V)



Dust collector with cartridge filter

The DC 250 CF mobile dust collector can be used as an extraction unit for floors as well as wood working machines. Complete with cartridge filter to increase its efficiency (extraction force, fine dust filtration etc.) enormously.

DC 250 CF



- Complete with cartridge filter
- Large filter area allows for big air passage
- Steel fan wheel resistant to suction of small pieces of wood
- Constant extraction force even during long operations
- Solid steel plate construction which keep static charge to a minimum – compared to plastic housings
- Uncomplicated, quick bag change
- Includes carriage with castors for high mobility



Powerful aluminium drive motor, particularly smooth running.



Cartridge filter feature cleaning brushes for effective fine dust removal.



Complete with floor suction device.



Automatic start-up ALV 2 / M 230

When switching the wood working machine on / off, the dust collector automatically turns on / off with delay. (optional extra)

Incl. cartridge filter FP 1



Standard accessories:

- Cartridge filter FP 1
- Floor suction device
- Waste bag
- Carriage

Optional accessories:

	Art. no.	excl. VAT
Cartridge filter FP 1	12-1012	
Bag clamp for FP 1	12-1119	
Waste bag (10 pcs.)	12-1004	
Hose clamp for waste bag	12-1115	
PU-tube diam. 100 mm (6 m)	12-1077	
Grounding set ES 1	12-1140	
Automatic start-up ALV 2 / M 230 - 230 V	12-1152	

Technical data

DC 250 CF

Capacity	1500 m ³ /h
Filter area	2,25 m ²
Low pressure max.	1020 Pa
Inlet diameter	100 mm
Waste sack volume	70 l
Idle speed	2950 rpm
Sound pressure	86,5 dB
Motor power output S ₁ 100%	0,75 kW (1,0 HP)
Motor power input S ₆ 40%	1,0 kW (1,35 HP)
Voltage	230 V / 50 Hz
Machine dimension (W x D x H)	850 x 380 x 1420 mm
Weight approx.	31 kg
Art. no.	12-2085

BERNARDO[®]
www.bernardo-spain.com

Dust collector

DC 300

The DC 300 powerful, transportable dust collector improves the performance of your wood working machines significantly and it will keep your workspace free from chips and sawdust.

- Ideal device for extraction of sawdust, milling chips and wood shavings
- Solid steel plate construction reduces static charge - compared to plastic housing
- Complete with Y-adapter for simultaneous use of 2 machines
- Aerodynamically shaped steel plate fan wheel offers top performance
- Motor is serially equipped with thermo relay
- Carriage allows for easy transport



Replaceable cartridge filter increase extraction force by a large amount.



Powerful drive motor with steel fan wheel.



Woven fine-fiter bags keep dust inclosed.



Automatic start-up ALV 10 / 1 M

When switching the wood working machine on / off, the dust collector automatically turns on / off with delay. (optional)

BERNARDO
HOBBY

TOPSELLER!



Optional accessories:

	Art. no.	excl. VAT
Filter bag	12-1001	
Cartridge filter FP 2	12-1013	
Cartridge filter FP 3	12-1014	
Waste bag (10 pcs.)	12-1006	
PU-tube diam. 100 mm (6 m)	12-1077	
Hose clamp	12-1116	
Grounding set ES 1	12-1140	
Automatic start-up ALV 10 / 1 M	12-1150	

Technical data

DC 300

Capacity	2520 m ³ /h
Filter area	1,45 m ²
Low pressure max.	1800 Pa
Inlet diameter	1 x 130 / 2 x 100 mm
Waste sack volume	200 l
Idle speed	2950 rpm
Sound pressure	87,1 dB
Motor power output S ₁ 100%	1,5 kW (2,0 HP)
Motor power input S ₆ 40%	2,1 kW (2,8 HP)
Voltage	230 V or 400 V / 50 Hz
Machine dimension (W x D x H)	860 x 670 x 1980 mm
Weight approx.	36 kg
Art. no.	12-2046 (230 V) 12-2045 (400 V)

Standard accessories:

- Filter bag
- Waste bag
- Y-adapter 1 x 130 mm / 2 x 100 mm
- Carriage

VOLTAGE

Alternatively in
230 V or 400 V

Dust collector with cartridge filter

The cartridge filter FP2 improves the extraction force of the DC 350 CF collector significantly and guarantees effective filtration of even the finest dust particles. This model is highly popular among ambitious amateurs.

DC 350 CF

- Comes complete with cartridge filter
- Larger filter area increases air passage
- Steel fan wheel resistant to suction of small pieces of wood
- Constant extraction force even during long operations
- Solid steel plate construction reduces static charge - compared to plastic housing
- Connect to stationary or mobile wood working machines



Includes Y-adapter to use two machines simultaneously.



Hose clamp with quick clamping allows for convenient bag change.



Carriage comes complete with castors.



Grounding set ES 1 (optional extra)

Attention: The dust collector needs to be grounded at all time to reduce the risk of fire and explosion.



Incl. cartridge filter FP 1



Optional accessories:

	Art. no.	excl. VAT
Cartridge filter FP 2	12-1013	
Cartridge filter FP 3	12-1014	
Bag clamp for FP 2 / FP 3	12-1119B	
Waste bag (10 pcs.)	12-1006	
Hose clamp for waste bag	12-1116	
PVC-tube diam. 100 mm (10 m)	12-1070	
PU-tube diam. 100 mm (6 m)	12-1077	
Grounding set ES 1	12-1140	
Automatic start-up ALV 10 / 1 M	12-1150	

Technical data

DC 350 CF

Capacity	2800 m ³ /h
Filter area	4,0 m ²
Low pressure max.	1800 Pa
Inlet diameter	1 x 130 / 2 x 100 mm
Waste sack volume	200 l
Idle speed	2950 rpm
Sound pressure	87,1 dB
Motor power output S ₁ 100%	1,5 kW (2,0 HP)
Motor power input S _e 40%	2,1 kW (2,8 HP)
Voltage	230 V or 400 V / 50 Hz
Machine dimensions (W x D x H)	850 x 740 x 1800 mm
Weight approx.	45 kg
Art. no.	12-2089 (230 V) 12-2090 (400 V)

Standard accessories:

- Cartridge filter FP 2
- Waste bag
- Y-adapter 1 x 130 mm / 2 x 100 mm
- Carriage

VOLTAGE

Alternatively in 230 V or 400 V

BERNARDO[®]
www.bernardo-spain.com

Dust collector

DC 400

The DC 400 dust collector features a 50% larger dust bag volume (compared to DC 300), reducing the number of bag changes significantly, therefore making this model extremely user-friendly. Highly recommended for enthusiastic hobbyists who aim to keep their workshop clean at a relatively low price.

- Ideal device for extraction of sawdust, milling chips and wood shavings
- Y-adapter allows simultaneous connection of 2 machines
- Generous waste bag volume increases user-friendliness
- Aerodynamically shaped, steel plate fan wheel ensures top performance
- Powerful motor with thermo relay guarantees optimal extraction force
- Clamping belt allows for convenient, quick bag change



Optionally available cartridge filter offers larger filter area, hence increases extraction force.



Clamping belt allows for easy mounting of waste / filter bag.



Carriage with castors comes standard.



Grounding set ES 1 (optional) extra

The dust collector must be grounded at all time to reduce the risk of fire and explosion.

VOLTAGE

Alternatively in 230 V or 400 V

TOPSELLER!



Optional accessories:

	Art. no.	excl. VAT
Filter bag	12-1001	
Cartridge filter FP 2	12-1013	
Cartridge filter FP 3	12-1014	
Waste bag (10 pcs.)	12-1007	
PU-tube diam. 100 mm (6 m)	12-1077	
Hose clamp	12-1116	
Grounding set ES 1	12-1140	
Automatic start-up ALV 2 / M 230 - 230 V	12-1152	
Automatic start-up ALV 10 / 1 M	12-1150	

Technical data

DC 400

Capacity	2520 m ³ /h
Filter area	1,45 m ²
Low pressure max.	1800 Pa
Inlet diameter	1 x 130 / 2 x 100 mm
Waste sack volume	300 l
Idle speed	2950 rpm
Sound pressure	87,1 dB
Motor power output S ₁ 100%	1,5 kW (2,0 HP)
Motor power input S ₆ 40%	2,1 kW (2,8 HP)
Voltage	230 V or 400 V / 50 Hz
Machine dimension (W x D x H)	860 x 670 x 2330 mm
Weight approx.	40 kg
Art. no.	12-2055 (230 V) 12-2060 (400 V)

Standard accessories:

- Filter bag
- Waste bag
- Y-adapter 1 x 130 mm / 2 x 100 mm
- Carriage

BERNARDO
www.bernardo-spain.com
HOBBY

Dust collector with cartridge filter

The DC 450 CF is a powerful, transportable dust collector with a standard cartridge filter FP 2 for such effective filtering of the air that even harmful fine dust in workshops can be kept at a minimum.

DC 450 CF

- Complete with cartridge filter
- Larger filter area allows for maximum airflow and improves extraction force
- Connect to stationary or mobile wood working machines
- Increases capacity of your wood working machines
- Comes with carriage for easy transport
- Constant extraction force, even at continuous operation



Includes Y-adapter for simultaneous operation of two machines.



Powerful aluminium motor featuring overload protection.



Aerodynamically shaped, steel plate fan wheel ensures large airflow.



When switching wood working machine on / off, the dust collector automatically turn on / off with delay. (optional extra)

VOLTAGE

Alternatively in 230 V or 400 V



Optional accessories:

	Art. no.	excl. VAT
Cartridge filter FP 2	12-1013	
Cartridge filter FP 3	12-1014	
Bag clamp for FP 2 / FP 3	12-1119B	
Waste bag (10 pcs.)	12-1007	
Hose clamp for waste bag	12-1116	
PU-tube diam. 100 mm (6 m)	12-1077	
Grounding set ES 1	12-1140	
Automatic start-up ALV 2 / M 230 - 230 V	12-1152	
Automatic start-up ALV 10 / 1 M	12-1150	

Technical data

DC 450 CF

Capacity	2800 m ³ /h
Filter area	4,0 m ²
Low pressure max.	1800 Pa
Inlet diameter	1 x 130 / 2 x 100 mm
Waste sack volume	300 l
Idle speed	2950 rpm
Motor power output S ₁ 100%	1,5 kW (2,0 HP)
Motor power input S ₆ 40%	2,1 kW (2,8 HP)
Voltage	230 V or 400 V / 50 Hz
Machine dimension (W x D x H)	860 x 670 x 2210 mm
Weight approx.	49 kg
Art. no.	12-2094 (230 V) 12-2095 (400 V)

Standard accessories:

- Cartridge filter FP 2
- Waste bag
- Y-adapter 1 x 130 mm / 2 x 100 mm
- Carriage

BERNARDO
www.bernardo.com
HOBBY

BERNARDO[®]
www.bernardo-spain.com

Dust collector

DC 500 E

The DC 500 E dust collector is the elite model of the DC series among amateurs. The powerful drive motor featuring overload protection, the oversize waste bag volume and the possibility to connect to three machines simultaneously allows this model to meet hobbyists' highest expectations.

- Steel fan wheel resistant to suction of small pieces of wood
- Constant extraction force even during long operations
- Replaceable cartridge filter FP 2 or FB 3 increases extraction force significantly
- Connect to stationary or mobile wood working machines
- Connect to three machines at the same time
- Complete with carriage to allow for easy transport



Executive model – larger waste bag volume

Specially woven filter bags reduce dust content even better.



Hose clamp with quick clamping guarantees uncomplicated bag change.



TOPSELLER!

VOLTAGE

Alternatively in 230 V or 400 V

Standard accessories:

- Filter bags
- Waste bags
- Adapter 1 x 150 mm / 3 x 100 mm
- Carriage

Technical data	DC 500 E
Capacity	3900 m ³ /h
Filter area	2,9 m ²
Low pressure max.	1800 Pa
Inlet diameter	1 x 150 mm / 3 x 100 mm
Waste sack volume	2 x 300 l
Idle speed	2950 rpm
Sound pressure	89,4 dB
Motor power output S ₁ 100%	2,2 kW (3,0 HP)
Motor power input S ₆ 40%	3,0 kW (4,2 HP)
Voltage	230 V or 400 V / 50 Hz
Machine dimension (W x D x H)	1430 x 730 x 2150 mm
Weight approx.	52 kg
Art. no.	12-2066B (230 V) 12-2066 (400 V)



Optional accessories:

	Art. no.	excl. VAT
Filter bag	12-1001	
Cartridge filter FP 2	12-1013	
Cartridge filter FP 3	12-1014	
Waste bag (10 pcs.)	12-1007	
PU-tube diam. 100 mm (6 m)	12-1077	
Hose clamp	12-1116	
Grounding set ES 1	12-1140	
Automatic start-up ALV 10 / 1 M	12-1150	

Dust collector with cartridge filters

The DC 550 CF requires little space in relation to its performance because of two cartridge filter (larger filter area, fine dust filtration etc.)

DC 550 CF

- Cartridge filters come standard
- Requires minimum space but features top performance
- Ideal device for extraction of sawdust, milling chips and wood shavings
- Increases performance of wood working machines significantly
- Strap with quick clamping allows for straightforward change of dustbag
- Solid steel sheet construction reduces static charge contrary to plastic housings

**Executive model –
larger waste bag volume**



Comes complete with dust port to use three machines at the same time.



Cartridge filters including cleaning brushes for removal of fine dust are part of equipment.



Grounding set ES 1 (optional extra)

Attention! The dust collector must be grounded at all time to reduce the risk of fire and explosion.



Automatic start-up ALV 10 / 1 M



When switching wood working machine on / off, the dust collector automatically turn on / off with delay. (optional extra)

Standard accessories:

- Cartridge filters FP 2
- Waste bags
- Adapter 1 x 150 mm / 3 x 100 mm
- Carriage

Technical data	DC 550 CF
Capacity	4400 m ³ /h
Filter area	8,0 m ²
Low pressure max.	1800 Pa
Inlet diameter	1 x 150 / 3 x 100 mm
Waste sack volume	2 x 300 l
Idle speed	2950 rpm
Sound pressure	89,4 dB
Motor power output S ₁ 100%	2,2 kW (3,0 HP)
Motor power input S ₈ 40%	3,0 kW (4,2 HP)
Voltage	400 V / 50 Hz
Machine dimension (W x D x H)	1480 x 730 x 2030 mm
Weight approx.	67 kg
Art. no.	12-2100



Optional accessories:

	Art. no.	excl. VAT
Cartridge filter FP 2	12-1013	
Cartridge filter FP 3	12-1014	
Bag clamp for FP 2 / FP 3	12-1119B	
Waste bag (10 pcs.)	12-1007	
Hose clamp for waste bag	12-1116	
PU-tube diam. 100 mm (6 m)	12-1077	
Grounding set ES 1	12-1140	
Automatic start-up ALV 10 / 1 M	12-1150	

Dust collector

ASA 3500

The ASA 3500 powerful, transportable dust collector improves the performance of your wood working machines significantly and it will keep your workspace free from chips and sawdust.

- Solid steel plate construction reduces static charge - compared to plastic housing
- Connect to fixed or mobile wood working machines
- Constant extraction force even during long operations
- Steel fan wheel resistant to suction of small pieces of wood
- Includes adapter to attach two machines simultaneously
- Strap with quick clamping guarantees straightforward bag changes



High-quality powder coating creates scratch-resistant and shock-proof surface



Clamping belt allows for easy mounting of waste / filter bag.

Height adjustable blower



Grounding set ES 1 (optional)



Automatic start-up ALV 10 / 1 M

The dust collector must be grounded at all time to reduce the risk of fire and explosion.

When switching wood working machine on / off, the dust collector automatically turn on / off with delay. (optional extra)

VOLTAGE

Alternatively in 230 V or 400 V

Standard accessories:

- Filter bag
- Waste bag
- Y-adapter 1 x 130 mm / 2 x 100 mm
- Carriage



Technical data

ASA 3500

Capacity	2530 m ³ /h
Filter area	1,45 m ²
Low pressure max.	1800 Pa
Inlet diameter	1 x 130 mm / 2 x 100 mm
Waste sack volume	165 l
Idle speed	2950 rpm
Sound pressure	87 dB
Motor power output S ₁ 100%	1,5 kW (2,0 HP)
Motor power input S ₆ 40%	2,1 kW (2,8 HP)
Voltage	230 V or 400 V / 50 Hz
Machine dimension (W x D x H)	1000 x 600 x 1950 mm
Weight approx.	37 kg
Art. no.	12-2080B (230 V) 12-2080 (400 V)



Optional accessories:

	Art. no.	excl. VAT
Filter bag	12-0995	
Cartridge filter FP 2	12-1013	
Cartridge filter FP 3	12-1014	
Waste bag (10 pcs.)	12-1006	
PVC-tube diam. 100 mm (4 m)	12-1069	
PVC-tube diam. 100 mm (10 m)	12-1070	
PU-tube diam. 100 mm (6 m)	12-1077	
Hose clamp	12-1127	
Grounding set ES 1	12-1140	
Automatic start-up ALV 10 / 1 M	12-1150	

Dust collector

ASA 4500

The ASA 4500 dust collector features a larger dust bag volume (compared to ASA 3500), reducing the number of bag changes significantly, therefore making this model extremely user-friendly. Highly recommended for enthusiastic hobbyists who aim to keep their workshop clean at a relatively low price.

- Ideal device for extraction of sawdust, milling chips and wood shavings
- Connect to three machines at the same time
- Generous waste bag volume increases user-friendliness
- Aerodynamically shaped, steel plate fan wheel ensures top performance
- Clamping belt allows for convenient, quick bag change
- Complete with carriage to allow for easy transport

Height adjustable blower



Specially woven filter bags reduce dust content in the air significantly.

Powerful aluminium drive motor, particularly smooth running.



Includes adapter to attach three machines simultaneously



VOLTAGE

Alternatively in 230 V or 400 V

Standard accessories:

- Filter bag
- Waste bag
- Y-adaptor 1 x 150 mm / 3 x 100 mm
- Carriage

Technical data

ASA 4500

Capacity	3900 m ³ /h
Filter area	2,9 m ²
Low pressure max.	1800 Pa
Inlet diameter	1 x 150 mm / 3 x 100 mm
Waste sack volume	2 x 165 l
Idle speed	2950 rpm
Sound pressure	87 dB
Motor power output S ₁ 100%	2,2 kW (3,0 HP)
Motor power input S ₆ 40%	3,0 kW (4,2 HP)
Voltage	230 V bzw. 400 V / 50 Hz
Machine dimension (W x D x H)	1530 x 600 x 1950 mm
Weight approx.	48 kg
Art. no.	12-2081B (230 V) 12-2081 (400 V)



Optional accessories:

	Art. no.	excl. VAT
Filter bag	12-0995	
Cartridge filter FP 2	12-1013	
Cartridge filter FP 3	12-1014	
Waste bag (10 pcs.)	12-1006	
PVC-tube diam. 100 mm (4 m)	12-1069	
PVC-tube diam. 100 mm (10 m)	12-1070	
PU-tube diam. 100 mm (6 m)	12-1077	
Hose clamp	12-1127	
Grounding set ES 1	12-1140	
Automatic start-up ALV 10 / 1 M	12-1150	

BERNARDO[®]
www.bernardo-spain.com

Dust collectors

DC 600 DC 700

The DC 600 and DC 700 dust collectors come with significant advantages – economic operation, cost effectiveness and the chance to connect four machines simultaneously – making these models ideal for smaller workshops.

- Suitable for a variety of materials, such as wood, plastics, polystyrene etc.
- Generous size of dust bags for maximum work comfort
- Steel fan wheel resistant to suction of small pieces of wood
- Optimized design increases performance level
- Replaceable cartridge filter increases the level of extraction significantly
- Includes adaptor to attach four machines simultaneously



Specially woven filter bags reduce dust content in the air significantly.



The serially included adaptor offers four ports (diam. 100 mm).



Grounding set ES 1 (optional extra)

Attention: The dust collector needs to be grounded at all time to reduce the risk of fire and explosion.



Technical data	DC 600	DC 700
Capacity	4560 m ³ /h	6800 m ³ /h
Filter area	6,0 m ²	8,0 m ²
Low pressure max.	2340 Pa	2340 Pa
Inlet diameter	1 x 180 mm	1 x 180 mm
Inlet diameter with adapter	4 x 100 mm	4 x 100 mm
Waste bag volume	570 l (3 x 190 l)	760 l (4 x 190 l)
Idle speed	2950 rpm	2950 rpm
Sound pressure	80 dB	80 dB
Motor power output S ₁ 100%	3,7 kW (5,0 HP)	3,7 kW (5,0 HP)
Motor power input S ₆ 40%	5,1 kW (7,0 HP)	5,1 kW (7,0 HP)
Voltage	400 V / 50 Hz	400 V / 50 Hz
Machine dimension (W x D x H)	2184 x 582 x 2355 mm	2700 x 582 x 2355 mm
Weight approx.	85 kg	89 kg
Art. no.	12-2070	12-2075

Standard accessories:

- 3 filter bags (DC 600) or 4 filter bags (DC 700)
- Waste bags
- Adapter 1 x 180 mm / 4 x 100 mm

Optional accessories:

	Art. no.	excl. VAT
Filter bag	12-1003	
Cartridge filter FP 2	12-1013	
Cartridge filter FP 3	12-1014	
Waste bag (10 pcs.)	12-1006	
PU-tube diam. 100 mm (6 m)	12-1077	
PU-tube diam. 180 mm (6 m)	12-1081	
Hose clamp	12-1117	
Grounding set ES 1	12-1140	
Automatic start-up ALV 10 / 1 M	12-1150	

Dust collectors with cartridge filter **DC 650 CF** **DC 750 CF**

The DC 650 CF and DC 750 CF models come complete with cartridge filter to increase the performance level (larger filter area). These models filter the air so effectively that harmful fine dust in workshops is kept to a minimum.

- Ideal device for extraction of saw dust, milling chips and wood shavings
- Strap with quick clamping allows for straightforward change of dust bags
- Aerodynamically shaped, steel fan wheel ensures top performance level
- Complete with filter cartridges and cleaning brushes for fine dust removal
- Cartridge filter increases extraction force because of larger filter area
- Powerful drive motor guarantees constant level of extraction



Automatic start-up ALV 10 / 1 M

When switching wood working machine on / off, the dust collector automatically turn on / off with delay. (optional extra)



Convenient, quick change of dust bag.



Powerful motor with steel fan wheel.



BERNARDO
www.bernardo-spain.com
SEMIPROFESSIONAL

Technical data	DC 650 CF	DC 750 CF
Capacity	5310 m ³ /h	7800 m ³ /h
Filter area	12,0 m ²	16,0 m ²
Low pressure max.	2340 Pa	2340 Pa
Inlet diameter	1 x 180 mm	1 x 180 mm
Inlet diameter with adapter	4 x 100 mm	4 x 100 mm
Waste bag volume	570 l (3 x 190 l)	760 l (4 x 190 l)
Idle speed	2950 rpm	2950 rpm
Sound pressure	80 dB	80 dB
Motor power output S ₁ 100%	3,7 kW (5,0 HP)	3,7 kW (5,0 HP)
Motor power input S ₆ 40%	5,1 kW (7,0 HP)	5,1 kW (7,0 HP)
Voltage	400 V / 50 Hz	400 V / 50 Hz
Machine dimension (W x D x H)	2184 x 582 x 1755 mm	2700 x 582 x 1755 mm
Weight approx.	112 kg	125 kg
Art. no.	12-2101	12-2102

Standard accessories:

- 3 cartridge filter FP 2 (DC 650 CF)
- 4 cartridge filter FP 2 (DC 750 CF)
- Waste bags
- Adapter 1 x 180 mm / 4 x 100 mm

Optional accessories:

	Art. no.	excl. VAT
Cartridge filter FP 2	12-1013	
Cartridge filter FP 3	12-1014	
Bag clamp for FP 2 / FP 3	12-1119B	
Waste bag (10 pcs.)	12-1006	
Hose clamp for waste bag	12-1117	
PU-tube diam. 100 mm (6 m)	12-1077	
PU-tube diam. 180 mm (6 m)	12-1081	
Grounding set ES 1	12-1140	
Automatic start-up ALV 10 / 1 M	12-1150	

BERNARDO
www.bernardo-spain.com

Dust collector

DC 800

The DC 800 dust collector comes with significant advantages – economic operation, cost effectiveness and the chance to connect four machines simultaneously – making this model ideal for smaller workshops.

- Strap with quick clamping allows for straightforward change of dust bags
- Constant extraction force even during long operations
- Increases performance of wood working machines significantly
- Suitable for a variety of materials, such as wood, plastics, polystyrene etc.
- Connect to four machines at the same time
- Replaceable cartridge filter FP 2 or FP 3 increases extraction force significantly

BERNARDO
www.bernardo-spain.com
SEMIPROFESSIONAL



Convenient, quick change of dust bag.



The serially included adaptor offers four ports (diam. 100 mm).



Grounding set ES 1 (optional extra)

Best Price

Attention: The dust collector needs to be grounded at all time to reduce the risk of fire and explosion.

Standard accessories:

- 4 filter bags
- Waste bags
- Adapter 1 x 180 mm / 4 x 100 mm

Technical data	DC 800
Capacity	6800 m ³ /h
Filter area	8,0 m ²
Low pressure max.	2340 Pa
Inlet diameter	1 x 180 mm
Inlet diameter with adapter	4 x 100 mm
Waste bag volume	840 l (4 x 210 l)
Idle speed	2800 rpm
Sound pressure	80 dB
Motor power output S ₁ 100%	5,2 kW (7,0 HP)
Motor power input S ₆ 40%	7,0 kW (9,5 HP)
Voltage	400 V / 50 Hz
Machine dimension (W x D x H)	1300 x 1300 x 2340 mm
Weight approx.	102 kg
Art. no.	12-2076



Optional accessories:

	Art. no.	excl. VAT
Filter bag	12-1003	
Cartridge filter FP 2	12-1013	
Cartridge filter FP 3	12-1014	
Waste bag (10 pcs.)	12-1007	
PU-tube diam. 100 mm (6 m)	12-1077	
PU-tube diam. 180 mm (6 m)	12-1081	
Hose clamp	12-1117	
Grounding set ES 1	12-1140	
Automatic start-up ALV 10 / 1 M	12-1150	

Dust collector with cartridge filter

The DC 850 CF model comes complete with cartridge filter to increase the performance level (larger filter area). This model filter the air so effectively that harmful fine dust in workshops is kept to a minimum.

DC 850 CF

- Ideal device for extraction of saw dust, milling chips and wood shavings
- Complete with filter cartridges
- Includes adapter to attach four machines simultaneously
- Solid steel sheet construction reduces static charge contrary to plastic housings
- Cartridge filter increases extraction force because of larger filter area
- Aerodynamically shaped, steel fan wheel ensures top performance level



Cartridge filters including cleaning brushes for removal of fine dust are part of equipment.



Automatic start-up ALV 10 / 1 M

When switching wood working machine on / off, the dust collector automatically turn on / off with delay. (optional extra)



Powerful motor with steel fan wheel.



Easy relocation through serially carriage.

BERNARDO
SEMIPROFESSIONAL

Incl. cartridge filter FP 2

Best price

Technical data

DC 850 CF

Capacity	7800 m ³ /h
Filter area	16,0 m ²
Low pressure max.	2340 Pa
Inlet diameter	1 x 180 mm
Inlet diameter with adapter	4 x 100 mm
Waste bag volume	840 l (4 x 210 l)
Idle speed	2800 rpm
Sound pressure	80 dB
Motor power output S _i 100%	5,2 kW (7,0 HP)
Motor power input S _e 40%	7,0 kW (9,5 HP)
Voltage	400 V / 50 Hz
Machine dimension (W x D x H)	1480 x 1480 x 1730 mm
Weight approx.	115 kg
Art. no.	12-2103

Standard accessories:

- 4 cartridge filter FP 2
- Waste bags
- Adapter 1 x 180 mm / 4 x 100 mm

Optional accessories

	Art. no.	excl. VAT
Cartridge filter FP 2	12-1013	
Cartridge filter FP 3	12-1014	
Bag clamp for FP 2 / FP 3	12-1119B	
Waste bag (10 pcs.)	12-1007	
Hose clamp for waste bag	12-1117	
PU-tube diam. 100 mm (6 m)	12-1077	
PU-tube diam. 180 mm (6 m)	12-1081	
Grounding set ES 1	12-1140	
Automatic start-up ALV 10 / 1 M	12-1150	

BERNARDO
www.bernardo-spain.com

Dust collector

FT 200 N

The FT 200 N powerful, transportable dust collector improves the performance of your wood working machines significantly and it will keep your workspace free from chips and sawdust.

- The high-power motor warrants constant dust extraction even with permanent work
- High comfort through quick changing system of the waste sacks
- High-quality powder coating creates scratch-resistant surface
- Steel fan wheel resistant to suction of small pieces of wood
- Modern design and attractive price-to-benefit ratio



High-quality powder coating creates scratch-resistant and shock-proof surface



Grounding set ES 1
(optional extra)

Attention: The dust collector needs to be grounded at all time to reduce the risk of fire and explosion.



Clamping belt allows for easy mounting of waste / filter bag.



Includes adapter to attach two machines simultaneously



Carriage with castors comes standard.

Standard accessories:

- Filter bag
- Waste bag
- Carriage

Technical data	FT 200 N
Capacity	2000 m ³ /h
Filter area	1,83 m ²
Low pressure max.	1800 Pa
Inlet diameter	2 x 100 mm
Waste sack volume	110 l
Idle speed	2950 rpm
Sound pressure	87 dB
Motor power output S ₁ 100%	1,5 kW (2,0 HP)
Motor power input S ₆ 40%	2,1 kW (2,8 HP)
Voltage	400 V / 50 Hz
Machine dimension (W x D x H)	1000 x 500 x 2100 mm
Weight approx.	39 kg
Art. no.	12-2151

BERNARDO
SEMIPROFESSIONAL

Best price



Optional accessories:

	Art. no.	excl. VAT
Filter bag	12-0994	
Waste bag (10 pcs.)	12-1004	
PVC-tube diam. 100 mm (4 m)	12-1069	
PVC-tube diam. 100 mm (10 m)	12-1070	
PU-tube diam. 100 mm (6 m)	12-1077	
Hose clamp	12-1128	
Grounding set ES 1	12-1140	
Automatic start-up ALV 10 / 1 M	12-1150	

Dust collector

FT 302 N

The dust collector FT 302 N satisfy through the enormous capacity, high economy and the convenient price-performance ratio. Through the possibility to connect 4 machines simultaneously, this machine is also suitable for small workshops.

- Aerodynamically shaped, steel plate fan wheel ensures top performance
- Ideal device for extraction of sawdust, milling chips and wood shavings
- Connect to four machines at the same time
- Generous waste bag volume increases user-friendliness
- Clamping belt allows for convenient, quick bag change
- Carriage allows for easy transport



Specially woven filter bags reduce dust content in the air significantly.



Automatic start-up ALV 10 / 1 M

When switching wood working machine on / off, the dust collector automatically turn on / off with delay. (optional extra)



Powerful motor with steel fan wheel.



The serially included adaptor offers four ports (diam. 100 mm).

Standard accessories:

- Filter bag
- Waste bag
- Carriage



Technical data

FT 302 N

Capacity	4200 m ³ /h
Filter area	4,8 m ²
Low pressure max.	1800 Pa
Inlet diameter	4 x 100 mm
Waste sack volume	2 x 175 l
Idle speed	2950 rpm
Sound pressure	87 dB
Motor power output S ₁ 100%	3,0 kW (4,0 HP)
Motor power input S ₆ 40%	3,8 KW (5,1 HP)
Voltage	400 V / 50 Hz
Machine dimension (W x D x H)	1700 x 600 x 2400 mm
Weight approx.	69 kg
Art. no.	12-2152

Optional accessories:

Filter bag	12-0993
Waste bag (10 pcs.)	12-1007
PVC-tube diam. 100 mm (4 m)	12-1069
PVC-tube diam. 100 mm (10 m)	12-1070
PU-tube diam. 100 mm (6 m)	12-1077
Hose clamp	12-1129
Grounding set ES 1	12-1140
Automatic start-up ALV 10 / 1 M	12-1150

Art. no. excl. VAT

BERNARDO[®]
www.bernardo-spain.com

Dust collector

FT 502 SF

The FT 502 SF is a powerful dust collector suitable for commercial use of dust - grade M, norm IEC 60335-2-69.

- Fine filter bags allow for clean work space and significant reduction of dust content in air
- Fine filter bags (dust grade M) reduce dust content in air
- Steel fan wheel resistant to extracting small pieces of wood
- Paddle-shaped profile of the metal fan-wheel ensures top performance
- Suitable for wood, plastics, metals, polystyrene etc.
- High-grade powder coating makes surface scratch-resistant
- Modern design and attractive price-to-benefit ratio

Best price



Special shape of filter bags increases level of extraction significantly.



Well designed clamping device ensures easy change of dust bags.



Powerful motor guarantees constant level of extraction at continuous operation.



Grounding set ES 1 (optional extra)

Attention! The dust collector must be grounded at all time to reduce the risk of fire and explosion.



Technical data	FT 502 SF
Capacity	7900 m ³ /h
Filter area	13,2 m ²
Low pressure max.	1900 Pa
Inlet diameter	300 mm
Waste bag volume	565 l
Idle speed	2850 rpm
Sound pressure	82 dB
Motor power output S ₁ 100%	3,75 kW (5,1 HP)
Motor power input S ₆ 40%	5,25 kW (7,1 HP)
Voltage	400 V / 50 Hz
Machine dimension (W x D x H)	1900 x 700 x 2700 mm
Weight approx.	95 kg
Art. no.	12-2160

Standard accessories:

- Hose filter
- Waste bags



Optional accessories:	Art. no.	excl. VAT
Hose filter	12-1021	
Waste bag (10 pcs.)	12-1028	
Tension belt	12-1124	
Grounding set ES 1	12-1140	
Automatic start-up ALV 10 / 1 M	12-1150	

Dust collector

FT 504 SF

The FT 502 SF is a powerful dust collector suitable for commercial use of dust - grade M, norm IEC 60335-2-69.

- Fine filter bags (dust grade M) reduce dust content in air
- Modern design and optimal price-to-performance ratio
- Paddle-shaped profile of the metal fan-wheel ensures top performance
- Steel fan wheel resistant to extracting small pieces of wood
- Fine filter bags ensure clean work conditions, significant reduction of dust content in the air
- Suitable for wood, plastics, metals, polystyrene etc.
- High-grade powder coating makes surface scratch-resistant



Fine filter bags (dust grade M) reduce dust content in the air significantly.



When switching the wood working machine on / off, the dust collector automatically turns on / off with delay. (option)

Best Price



Technical data

FT 504 SF

Capacity	8900 m ³ /h
Filter area	19,0 m ²
Low pressure max.	1900 Pa
Inlet diameter	300 mm
Waste bag volume	1130 l
Idle speed	2850 rpm
Sound pressure	82 dB
Motor power output S ₁ 100%	3,75 kW (5,1 HP)
Motor power input S _e 40%	5,25 kW (7,1 HP)
Voltage	400 V / 50 Hz
Machine dimension (W x D x H)	2800 x 700 x 2700 mm
Weight approx.	105 kg
Art. no.	12-2165

Standard accessories:

- Hose filter
- Filter bag
- Waste bags

Optional accessories:

- Filter bag
- Hose filter
- Waste bag (10 pcs.)
- Tension belt
- Grounding set ES 1
- Automatic start-up ALV 10 / 1 M



Art. no.	excl. VAT
12-1019	
12-1021	
12-1028	
12-1124	
12-1140	
12-1150	

Cyclone interceptor

FSG 1000

- Applicable to a variety of woodworking machines (thicknessing machines, grinding machines,)
- Cyclone interceptor without own drive, can be used with standard extraction systems with a motor power of at least 1.5 HP
- Large collecting vessel with a volume of 118 l and carriage for increased mobility as standard
- Ideal for use on sanding machines, harmful fine dust is reduced to a minimum
- High cost savings, can be combined with an existing extraction system
- Y-adapter allows simultaneous connection of 2 machines
- High-quality powder coating creates scratch-resistant surface
- Easy control of the filling level through inspection glass



Large collecting vessel with a volume of 118 l.



The serially included adaptor offers 2 ports (diam. 100 mm).

**Best
Price**

NEW



powder coated



BERNARDO
SEMIPROFESSIONAL

Standard accessories:

- Collecting vessel
- Y-adapter 1 x 125 mm / 2 x 100 mm
- Waste bag
- Carriage

Technical data

FSG 1000

Volume collecting vessel	118 l
Waste bag	Ø 500 x 850 mm
Inlet diameter	1x 125 mm / 2 x 100 mm
Outlet diameter	125 mm / 100 mm
Machine dimension (W x D x H)	785 x 508 x 1545 mm
Weight approx.	24 kg
Art. no.	12-2174

Optional accessories:

- Waste bag (10 pcs.)
- PVC-tube diam. 100 mm (4 m)
- PVC-tube diam. 100 mm (10 m)
- PU-tube diam. 100 mm (6 m)

Art. no.	excl. VAT
12-10322	
12-1069	
12-1070	
12-1077	

- Quick and easy changing of the waste bag through extendable collecting vessel
- Applicable to a variety of woodworking machines (thicknessing machines, grinding machines,)
- Cyclone interceptor without own drive, can be used with standard extraction systems with a motor power of at least 1.5 HP
- Large collecting vessel with a volume of 118 l and carriage for increased mobility as standard
- Ideal for use on sanding machines, harmful fine dust is reduced to a minimum
- High cost savings, can be combined with an existing extraction system
- Y-adapter allows simultaneous connection of 2 machines
- High-quality powder coating creates scratch-resistant surface
- Easy control of the filling level through inspection glass



The extendable collecting vessel allows a quick and easy discharging of the waste bag.



Serially with quick clamping lever for an easy access to the collecting vessel




The serially included adaptor offers 2 ports (diam. 100 mm).

NEW

Best Price

BERNARDO
SEMIPROFESSIONAL



powder coated

Standard accessories:

- Extendable collecting vessel
- Y-adapter 1 x 125 mm / 2 x 100 mm
- Waste bag
- Quick clamping lever
- Carriage

Optional accessories:

	Art. no.	excl. VAT
Waste bag (10 pcs.)	12-10322	
PVC-tube diam. 100 mm (4 m)	12-1069	
PVC-tube diam. 100 mm (10 m)	12-1070	
PU-tube diam. 100 mm (6 m)	12-1077	

Technical data FSG 1100

Volume collecting vessel	118 l
Waste bag	Ø 500 x 850 mm
Inlet diameter	1x 125 mm / 2 x 100 mm
Outlet diameter	125 mm / 100 mm
Machine dimension (W x D x H)	790 x 310 x 1570 mm
Weight approx.	35 kg
Art. no.	12-2175

Cyclone-extractor

RLA 1500

The cyclone-extractor RLA 1500 improve through the double chip filtration (cyclone / cartridge filter) the performance of your wood working machine and keep the workspace free from chips and sawdust. Additionally, this model can also be used for suction of plastics, lint, etc.

- Solid steel sheet construction reduces static charge contrary to plastic housings
- Powerful drive motor guarantees constant level of extraction
- Mobil cyclone-extractors for small to mid-sized trades
- Includes adaptor to attach two machines simultaneously
- Steel fan wheel resistant to suction of small pieces of wood
- High-quality powder coating creates scratch-resistant surface
- Complete with cartridge filter out of polyester, residual dust content 0,1 mg/m³
- Aerodynamically shaped, steel plate fan wheel ensures top performance
- Cartridge filter including cleaning brushes for removal of fine dust are part of equipment



Powerful motor with steel fan wheel.



The serially included adaptor offers 2 ports (diam. 100 mm).



Hose clamp with quick clamping guarantees uncomplicated bag change.



Automatic start-up ALV 10 / 1 M

When switching the wood working machine on / off, the dust collector automatically turns on / off with delay. (option)



Grounding set ES 1 (optional extra)

Attention! The dust collector must be grounded at all time to reduce the risk of fire and explosion.

Best Price

NEW



BERNARDO
www.bernardo-spain.com
SEMIPROFESSIONAL

Standard accessories:

- Waste bag
- Dust bag
- Cartridge filter
- Carriage

Technical data	RLA 1500
Capacity	950 m ³ /h
Filter area	3,5 m ²
Low pressure max.	2600 Pa
Inlet diameter	1x 125 mm / 2x 100 mm
Waste bag	Ø 370 x 500 mm
Waste bag volume	45 l
Volume dust bag	130 l
Idle speed	2850 rpm
Sound pressure	80 dB
Motor power output S ₁ 100%	2,2 KW (3,0 HP) / 400 V
Motor power input S ₆ 40%	3,0 kW (4,2 HP) / 400 V
Machine dimension (W x D x H)	1020 x 580 x 1940 mm
Weight approx.	80 kg
Art. no.	12-2168

Optional accessories:

Finedust - filter cartridge FP 6	Art. no.	excl. VAT
Waste bag (2x 5 pcs.)	12-10240	
PVC-tube diam. 100 mm (4 m)	12-10320	
PVC-tube diam. 100 mm (10 m)	12-1069	
PU-tube diam. 100 mm (6 m)	12-1070	
Grounding set ES 1	12-1077	
Automatic start-up ALV 10 / 1 M	12-1140	
	12-1150	

Cyclone-extractor

RLA 1800

Dust collectors

The cyclone-extractor RLA 1800 improve through the double chip filtration (cyclone / cartridge filter) the performance of your wood working machine and keep the workspace free from chips and sawdust. Additionally, this model can also be used for suction of plastics, lint, etc.

- Mobil cyclone-extractors for small to mid-sized trades
- Complete with cartridge filter out of polyester, residual dust content 0,1 mg/m³
- Aerodynamically shaped, steel plate fan wheel ensures top performance
- Cartridge filter including cleaning brushes for removal of fine dust are part of equipment
- Powerful drive motor guarantees constant level of extraction
- Solid steel sheet construction reduces static charge contrary to plastic housings
- Includes adapter to attach two machines simultaneously
- Steel fan wheel resistant to suction of small pieces of wood
- High-quality powder coating creates scratch-resistant surface



Hose clamp with quick clamping guarantees uncomplicated bag change.



The serially included adaptor offers 2 ports (diam. 100 mm).



Cartridge filter including cleaning brushes for removal of fine dust are part of equipment.



The extendable collecting vessel allows a quick and easy discharging of the waste bag.



Serially with quick clamping lever for an easy access to the collecting vessel. Easy control of the filling level through inspection glass.

NEW



powder coated

Standard accessories:

- Waste bag
- Cartridge filter
- Extendable collecting vessel
- Carriage



Technical data

RLA 1800

Capacity	1150 m ³ /h
Filter area	2,6 m ²
Low pressure max.	2000 Pa
Inlet diameter	1x 125 mm / 2x 100 mm
Waste bag	Ø 360 x 700 mm
Waste bag volume	56 l
Volume collecting vessel	95 l
Idle speed	2850 rpm
Sound pressure	87 dB
Motor power output S ₁ 100%	1,5 kW (2,0 HP) / 400 V
Motor power input S ₆ 40%	2,1 kW (2,8 HP) / 400 V
Machine dimension (W x D x H)	1120 x 630 x 1800 mm
Weight approx.	70 kg
Art. no.	12-2172

Optional accessories:

Finedust - filter cartridge FP 7	12-10241
Waste bag (2x 5 pcs.)	12-10321
PVC-tube diam. 100 mm (4 m)	12-1069
PVC-tube diam. 100 mm (10 m)	12-1070
PU-tube diam. 100 mm (6 m)	12-1077
Grounding set ES 1	12-1140
Automatic start-up ALV 10 / 1 M	12-1150

Art. no. excl. VAT

BERNARDO[®]

www.bernardo-spain.com

Cyclone-extractor

RLA 1900

The cyclone-extractor RLA 1900 improve through the double chip filtration (cyclone / cartridge filter) the performance of your wood working machine and keep the workspace free from chips and sawdust. Additionally, this model can also be used for suction of plastics, lint, etc.

- Powerful drive motor guarantees constant level of extraction
- Solid steel sheet construction reduces static charge contrary to plastic housings
- Mobil cyclone-extractors for small to mid-sized trades
- Complete with cartridge filter out of polyester, residual dust content 0,1 mg/m³
- Aerodynamically shaped, steel plate fan wheel ensures top performance
- Cartridge filter including cleaning brushes for removal of fine dust are part of equipment
- Includes adapter to attach two machines simultaneously
- Steel fan wheel resistant to suction of small pieces of wood
- High-quality powder coating creates scratch-resistant surface

**Best
Price**

BERNARDO
SEMIPROFESSIONAL



The extendable collecting vessel allows a quick and easy discharging of the waste bag.



The serially included adaptor offers 2 ports (diam. 100 mm).



Grounding set ES 1 (optional extra)

Attention! The dust collector must be grounded at all time to reduce the risk of fire and explosion.



Automatic start-up ALV 10 / 1 M

When switching the wood working machine on / off, the dust collector automatically turns on / off with delay. (option)

Standard accessories:

- Waste bag
- Cartridge filter
- Extendable collecting vessel
- Carriage

powder coated

Technical data	RLA 1900
Capacity	1350 m ³ /h
Filter area	3,5 m ²
Low pressure max.	2600 Pa
Inlet diameter	1x 125 mm / 2x 100 mm
Waste bag	Ø 360 x 500 mm
Waste bag volume	36 l
Volume collecting vessel	95 l
Idle speed	2850 rpm
Sound pressure	80 dB
Motor power output S ₁ 100%	2,2 kW (3,0 HP) / 400 V
Motor power input S ₆ 40%	3,0 kW (4,2 HP) / 400 V
Machine dimension (W x D x H)	1110 x 640 x 1820 mm
Weight approx.	80 kg
Art. no.	12-2173

Optional accessories:

Finedust - filter cartridge FP 6	Art. no.	excl. VAT
Waste bag (2x 5 pcs.)	12-10240	
PVC-tube diam. 100 mm (4 m)	12-10321	
PVC-tube diam. 100 mm (10 m)	12-1069	
PU-tube diam. 100 mm (6 m)	12-1070	
Grounding set ES 1	12-1077	
Automatic start-up ALV 10 / 1 M	12-1140	
	12-1150	

- Mobil cyclone-extractors for small to mid-sized trades
- Includes adapter to attach three machines simultaneously
- Automatic filter clearing for consistent airflow
- Quick and easy changing of the waste bag through extendable collecting vessel
- Serially manometer allows control of the minimum volume flow
- Steel fan wheel resistant to suction of small pieces of wood
- High-quality powder coating creates scratch-resistant surface
- Complete with cartridge filter out of polyester, residual dust content 0,1 mg/m³
- Including remote control to turn on and turn off the machine
- Adjustable timer for automatic activation and deactivation
- Easy control of the filling level through inspection glass

BERNARDO
www.bernardo-spain.com
PROFESSIONAL



Powerful drive motor guarantees constant level of extraction



Serially with motor-driven cleaning of the cartridge filter.



The serially included adaptor offers three ports (diam. 100 mm).



The adjustable timer allows an automatic activation or deactivation of the dust collector.

**Best
Price**



Technical data

	RLA 2700	RLA 3700
Capacity	2700 m ³ /h	3700 m ³ /h
Filter area	2,84 m ²	4,32 m ²
Low pressure max.	2800 Pa	2800 Pa
Inlet diameter	3 x 100 mm	3 x 100 mm
Waste bag	Ø 621 x 650 mm	Ø 621 x 960 mm
Waste bag volume	190 l	290 l
Volume collecting vessel	138 l	240 l
Idle speed	2850 rpm	2850 rpm
Sound pressure	74 dB	78 dB
Motor power output S ₁ 100%	3,0 kW (4,0 HP) / 400 V	3,0 kW (4,0 HP) / 400 V
Motor power input S ₆ 40%	4,2 kW (5,7 HP) / 400 V	4,2 kW (5,7 HP) / 400 V
Machine dimension (W x D x H)	1100 x 880 x 1800 mm	1340 x 900 x 2170 mm
Weight approx.	150 kg	171 kg
Art. no.	12-2169	12-2170

Standard accessories:

- Waste bag
- Self-cleaning cartridge filter
- Remote control
- Adjustable timer
- Extendable collecting vessel
- Carriage

Downdraft tables

AT 1000 HM / AT 1500 HM

- State-of-the-art design – allows for optimal working conditions and clean air at work
- Optimal filtration of extracted air, circulated back into work space
- Optimal fan design guarantees top efficiency and smooth run
- Suitable for sanding of any type of workpieces
- Extractable chip drawer at the front of machine
- Complete with hinged side panels for longer workpieces
- Installed fan, additional dust collector not necessary
- Rubber table protection guarantees scratch-free work
- Statically and dynamically balanced steel fan wheels

BERNARDO
SEMIPROFESSIONAL



Rubber coating on table protects the workpiece from scratches.



Standard with stops for positioning the workpiece.



Grounding set ES 1 (optional extra)

Attention! The dust collector must be grounded at all time to reduce the risk of fire and explosion.

powder coated

NEW



Technical data	AT 1000 HM	AT 1500 HM
Table size	1000 x 550 mm	1550 x 550 mm
Table height	825 mm	825 mm
Max. load capacity	200 kg	225 kg
Capacity max.	2500 m ³ /h	2x 2500 m ³ /h
Motor power	1,0 KW (1,5 HP)	2x 0,75 kW (2x 1,0 HP)
Voltage	230 V / 50 Hz	230 V / 50 Hz
Machine dimension (W x D x H)	1070 x 630 x 930 mm	1660 x 620 x 900 mm
Weight approx.	66 kg	105 kg
Art. no.	12-2196	12-2197

Standard accessories AT 1000 HM:

- On-Off switch
- 2x filter (wood / metal)
- Rubber table protection
- Chip drawer
- 6x workpiece fence

The downdraft tables of the AT-series guarantee a clean work environment in single and small series production. A fan at the table allows for decent extraction of the sanding dust.

AT 2000 HM



Through the lateral opening, the filtered air is added to the working space again.



Integrated filter (wood / metal) with large surface.



Easy emptying of sanding dust at the front of machine.



Extraction of the sanding dust also to the rear - advantage at large plates.

NEW

BERNARDO
SEMIPROFESSIONAL

powder coated



Standard accessories
AT 1500 HM / AT 2000 HM:

- On-Off switch
- 4x filter (wood / metal)
- Rubber table protection
- Chip drawer
- 6x workpiece fence

Technical data

AT 2000 HM

Table size	2110 x 550 mm
Table height	825 mm
Max. load capacity	250 kg
Capacity max.	2x 3000 m ³ /h
Motor power	2x 1,0 kW (2x 1,5 HP)
Voltage	230V / 50Hz
Machine dimension (W x D x H)	2170 x 620 x 920 mm
Weight approx.	132 kg
Art. no.	12-2198

Optional accessories:

Replacement filter (wood / metal)	Art. no.	excl. VAT
Replacement filter (wood)	12-1146	
Grounding set ES 1	12-1144	
	12-1140	

BERNARDO[®]
www.bernardo-spain.com

Si tiene más preguntas, no dude en contactar con nuestro centro de atención al cliente +34 652 62 99 91

Your dealer

BERNARDO[®]
www.bernardo-spain.com

Bernardo Spain

Barcelona | 08800 Vilanova i la Geltrú | Rambla de la Exposición, 59

Tel. +34 652 62 99 91 | E-mail: info@bernardo-spain.com

www.bernardo-spain.com

PIE DE IMPRENTA:

Todos los derechos reservados: la reproducción de imágenes o textos o partes de éstos está estrictamente prohibida a menos que se acuerde previamente con PWA. Reservado el derecho a realizar modificaciones técnicas y ópticas. Las especificaciones del producto están sujetas a cambios sin previo aviso. No se asumirá ninguna responsabilidad por errores o fallos de impresión. Las máquinas se muestran parcialmente con extras opcionales. Edición 02/2022.