

# **BERNARDO**®

[www.bernardo-spain.com](http://www.bernardo-spain.com)

## **SHEET** METAL WORKING

**2019**

- BELGIUM
- BOSNIA
- BULGARIA
- DENMARK
- GERMANY
- ENGLAND
- ESTONIA
- FINLAND
- FRANCE
- GREECE
- ITALY
- CROATIA
- LATVIA
- LITHUANIA
- NETHERLANDS
- NORWAY
- AUSTRIA
- POLAND
- ROMANIA
- SWEDEN
- SWITZERLAND
- SERBIA
- SLOVAKIA
- SLOVENIA
- CZECH REPUBLIC
- HUNGARY



**BERNARDO®**



# FOREWORD

Since PWA's foundation more than 30 years ago, our principles and ambitions have remained the same: to offer the most extensive range of wood, metal and sheet metal machinery and machine tool accessories at the best possible price – accommodating every customer's individual need.

PWA – a Linz based family company founded in **1979** – started out as a retailer specialising in supplying machinery and engineering equipment throughout Austria. After fourteen years of sustained domestic growth, PWA made a successful switch across into wholesale (**1993**). A significant milestone was achieved when in **1997** when the “BERNARDO” brand was established. Continued growth put considerable strain on our 600 m<sup>2</sup> Linz warehouse so in **2004** we extended the building to 2000 m<sup>2</sup>. PWA expanded yet again in **2008** by building an additional central storage in Engerwitzdorf with a storage area of 3700 m<sup>2</sup> (20 km NE of the state capital Linz). Upon completion, we then fully refurbished our original site in Linz converting the old storage area into a 1200 m<sup>2</sup> showroom that backs on to our head office. In **2014** it was necessary to expand our central storage in Engerwitzdorf (another 3500 m<sup>2</sup>) because of the positive business development. Today PWA employs 26 staff and supplies 26 countries with an extensive and a continually expanding product portfolio distributed from two sites.

This company profile takes you behind the scenes and outlines PWA's product lines.

Bernhard Pindeus (CEO)



Bernhard Pindeus (CEO)

# ADVANTAGES

## MANY REASONS FAVOUR BERNARDO



### PROMPT DELIVERY

With great terms in place with multiple carriers we are able to ensure your delivery reaches you on-time and in top condition. Deliveries are made daily and handled by reliable and reputable logistical companies.



### EXPERT ADVICE

Our qualified technical staff will ensure you receive the right advice about the most appropriate machine for your application. Furthermore, we offer the customer an opportunity to view most of our product range in our Linz showroom.



### OPTIMAL PRICE-TO-PERFORMANCE RATIO

We offer the right product at an attractive price-to-performance ratio for every user's requirement. Long-term business relationships with manufacturers and ongoing price negotiations make it possible for us to keep our attractive pricing.



### QUALITY CONTROL

When selecting new products we pay particular attention to quality. We then perform strict internal checks, taking into consideration every individual customer's requirements. Only products that meet the strict BERNARDO quality standard are added to our portfolio.



## LONG-TERM EXPERIENCE

With more than three decades of experience in the metal, sheet metal and wood processing industry, we possess a high level of know-how in combination with a reliable service. We owe this competence to long-term business relationships with suppliers and partners.



## HIGH RELIABILITY

Customer satisfaction is one of our top priorities and a term we take seriously. BERNARDO products are therefore covered by a 24 month warranty.



## SERVICE

Customer service is part of the purchase at PWA. Our separate service division is staffed with experienced and friendly technicians who aim for customer satisfaction. Our wide range of readily available spare parts and parts subject to wear, allows us to meet your needs in a punctual and accurate manner.



## EXTENSIVE PRODUCT RANGE

Our large number of machining centres and matching equipment allows us to cover a wide range of applications. With a choice of more than 3,500 articles, we stock suitable machines for amateurs as well as professional users.

# COMPANY HEADQUARTERS LINZ

**OFFICE**  
**SHOWROOM**  
**SPARE PARTS STORAGE**  
**REPAIR SHOP**

PWAs headquarters in Linz.

Boasting 2000 m<sup>2</sup> of office space and showroom our Linz headquarters is the first stop for all our customers. Also located in Linz is our extensive spare part storage and repair shop.



# LOGISTICS CENTRE ENGERWITZDORF

## STORAGE UNIT TESTING CENTRE

In the autumn of 2014 our central storage unit in Engerwitzdorf was expanded up to 7200 m<sup>2</sup>. Capable of storing 5,700 pallets, our large logistics centre allows us to stock approx. 90% of our products, guaranteeing prompt delivery throughout Austria and Europe.



# SHOWROOM

Because personal contact and customer support are important to us, we created a 1200 m<sup>2</sup> showroom presenting the majority of our range. This allows our customers to view all products up close, while getting advice and insight into our machinery. Furthermore, the powering up of machinery to witness its functionality and applications can take place here on request. Competent technical advice and clear explanations of technical issues allow the customer to make a sensible purchase decision.



Our showroom covers a display area of ...



... 1,200 m<sup>2</sup>!





Personal customer consultation allows a fully informed purchase decision.



Drilling and milling machines



Planer and thicknessing machines



Lathes



Consultation



Consultation



Grinding machines



Compressors



Extractor units



Sheet metal processing machines



Metal band saws

# LOGISTICS

With a large number of incoming and outgoing goods each day Engerwitzdorf is a busy logistics centre. Long term cooperation with reputable carriers enables us to deliver daily or on specific delivery dates. Orders of all sizes are all dealt with by experienced staff.



Logistics centre Engerwitzdorf



Daily incoming and outgoing goods



State-of-the-art transportation units allow prompt distribution in top condition.



Small parts shelving



Storage of our range of planers and thicknessing machines





Extensive stock range guarantees product availability



Powerful high-rack stackers



Stock Transport



12.5 t crane



9 m tall shelving units



Our logistics team guarantees on time, smooth distribution.



Bernardo logistics partner

# TEAM

## WE ARE BERNARDO ...

Competence, reliability and flexibility are the three main characteristics that best describe our team.

### MARKETING

Our marketing department work continuously on keeping our catalogues, special offers and our website up to date, ensuring consumers are always well informed about products and never miss out on a great deal.

### DEVELOPMENT / PURCHASING DEPARTMENT

Selecting new products, which are in demand and meet customers' requirements, is one of the most challenging tasks for our purchasing team. In close cooperation with suppliers we work hard to extend and optimize our portfolio regularly.

### SALES

Top priorities include customer service, technical and commercial support and information on order status and delivery times. In addition, all of our selected retailers provide detailed information on all products.

### LOGISTICS

Our logistics team works hard to make sure the product reaches you on time and in good condition. We prepare around 100,000 articles per annum for distribution around Europe.

### SERVICE

Highly-trained employees are available for technical advice on demand. Spare part orders and repairs are processed in a quick and accurate fashion.

### ACCOUNTS

Commercial and general enquiries are promptly dealt with by the accounts department, providing the best possible advice for every individual.



# SERVICE

## RELIABLE SERVICE COMES STANDARD WITH ALL BERNARDO PURCHASES

One of the main aims of our service team is to deal with customers' enquiries in a quick and competent manner, leaving our customers satisfied at all times.

### CUSTOMER SUPPORT

Bernardo staff offer personal support and expert individual advice when dealing with all forms of enquiries. Customer support is available at all times.

### SPARE PARTS AND WORN PARTS STORAGE

Our 500m<sup>2</sup> spare parts and worn parts storage facility enables us to hold large volume allowing the prompt dispatch of spare parts.

### ON-SITE SERVICE

To all our customers we offer machine assembly, start-up and training. Furthermore, an on-site service is available through one of our expert technicians.

### REPAIR WORK

Repairs are dealt with promptly and professionally by qualified service staff.



Service technician



Spare parts storage



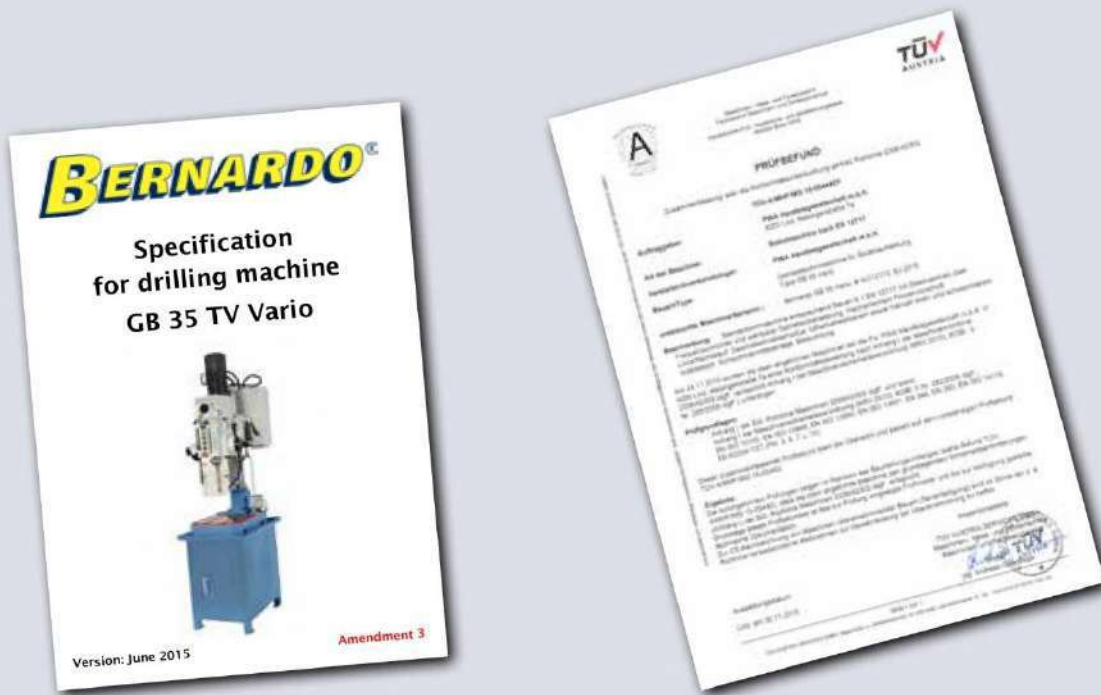
BERNARDO - Service technician

# PRODUCT DEVELOPMENT AND QUALITY CONTROL

Customers initiate new and further development of our portfolio. Specific customer requirements in combination with market research lead directly to our suppliers' product development.

This form of close cooperation with our suppliers allows us to successfully meet customers' requests. Suppliers are selected carefully to ensure the development of high-quality products. However, safety first with all the quality improvements. That's the reason why our machines have been checked by TÜV AUSTRIA SERVICES GMBH since 2010

Extensive quality control is carried out by experienced technicians, both during and after production reassuring you the customer that you have invested in a reliable product.



Conformity test by TÜV AUSTRIA



Drilling machines checked by TÜV AUSTRIA

# QUALITY CONTROL

After PWA receives a product, we set about assessing it using a comprehensive checklist (testing protocols) to ensure continuous quality for the end user. Several test runs later, machines are prepared for distribution. In Europe we take full responsibility for our products to meet EU-standards. All products are delivered complete with detailed operator manuals and CE-compliance checks.



Test run



Checking quality with testing protocol.



Quality control

# WWW.BERNARDO.AT

## VISIT US ONLINE AND TAKE ADVANTAGE OF OUR WEBSITE

### NEWS

Find out about current deals, new and further product developments and enhancement of existing machines.

### TECHNICAL SPECIFICATIONS

Whether browsing or searching specific product details, our website delivers up-to-date detailed information.

### 24H ORDERS

Shop online 24/7 – simply register and enjoy the extensive range of offers.

### DOWNLOAD CENTRE

Download catalogues, brochures and newsletters at your convenience.



### ORDER ONLINE

Save time by ordering online at [www.bernardo.at](http://www.bernardo.at). A few clicks later we process your order.



# MARKETING

Our marketing team concentrates primarily on the customer and focuses specifically on communication. PWA advertising allows us to highlight the BERNARDO advantages while providing the consumer an up-close and high resolution image of the product. Receiving our catalogues in the mail and Newsletters via email or fax, keeps you up-to-date and well informed about product releases. Special offer catalogues and mailed out regularly – complete with deals on our best sellers along with sharp prices on discontinued lines.



On-site photo studio

# METAL PROCESSING

Our extensive metal processing portfolio caters for all needs; amateurs, semi-professionals and professionals - everyone will find the suitable machine(s), whatever the application.

When selecting machine equipment, we pay special attention to functionality and quality, constantly optimizing these in close cooperation with the supplier.

We offer the following product range:

**DRILLING MACHINES**  
**DRILLING AND MILLING MACHINES**  
**MILLING MACHINES**  
**CNC- MILLING MACHINES**  
**LATHES**  
**CYCLE- LATHES**  
**SAWING MACHINES**  
**GRINDING MACHINES**



MBS 350 DGA



GB 35 TH



Profi 550 WQV



BSG 2040 M



UWF 90

# ACCESSORIES – METAL PROCESSING

Our wide range of tools and accessories allows professional metal processing at the highest level. By supplying you with everything, from machine to suitable equipment, we ensure optimal, hassle-free working.

Our portfolio for metal processing equipment offers the following range:

**CLAMPING TOOLS**  
**MEASUREMENT TOOLS**  
**CUTTING TOOLS**  
**SAW BANDS**  
**SANDING BELTS**  
**SAW DISCS**  
**MACHINE ACCESSORIES**



3-jaw chuck



Multifix - tool holder system



Mill chuck OZ-set



Tilttable rotary table TSK



Machine vice PHV



Outside micrometer set (4 pieces)



TiN coated end mill set



Coolant device

# WOOD PROCESSING

The extensive Bernardo wood-processing portfolio contains suitable machinery for every customer. Long-term experience and careful product selection are essential and allow us to offer the best price-to-performance ratio.

Our wood processing portfolio is divided among the following:

- PLANERS**
- SAWING MACHINES**
- SPINDLE MOULDERS**
- COMBINED MACHINES**
- DRILLING, MULTI-BORING AND MORTISING MACHINES**
- WOODTURNING LATHES**
- BAND SAWS**
- SANDING MACHINES**
- WIDE BELT SANDING MACHINES**
- SHARPENERS**
- DUST EXTRACTORS**
- FEED UNITS**
- EDGE BANDING MACHINE**
- 4-SIDE PLANERS AND MOULDERS**
- PRESSES AND GLUE APPLICATION MACHINES**
- BRIQUETTE PRESSES**
- WORKBENCHES**



CU 310 F - 2600

# ACCESSORIES – WOOD PROCESSING

Whether milling, sanding or planing, we ensure the supply of the right tools and equipment for each application. Ranging from planer knives to milling tools, we offer a wide range of accessories:

**DRILL BITS**  
**PLANER KNIVES**  
**MILLING TOOLS**  
**CIRCULAR SAW BLADES**  
**WOOD TURNING ACCESSORIES**  
**ABRASIVE TOOLS**  
**ACCESSORIES FOR DUST EXTRACTORS**  
**BAND SAW BLADES**  
**SHARPENING TOOLS**  
**ACCESSORIES FOR FEED UNITS**  
**MEASURING TOOLS**  
**CLAMPING TOOLS**  
**SAFETY DEVICES**  
**TECHNICAL INFORMATION**



Slotting set (6 pieces)



Sand band



Disc carrier



Spiral hose



Professional wood turning knives B



Saw blade



Chuck set (6 pieces)



Rebating cutter head

# SHEET METAL PROCESSING

Our sheet metal processing machines are produced to a high standard of quality, focusing on technical equipment and operating comfort. The sheet metal processing portfolio ranges from compact handheld devices to hydraulic presses, making it attractive for both amateurs and professionals.

Following product groups are available:

- ARBOR PRESSES**
- TUBE NOTCHERS**
- NOTCHING MACHINES**
- BENDING MACHINES**
- TUBE BENDERS**
- METAL GATHERING AND STRETCHING MACHINES**
- ENGLISH WHEELS**
- BORDERING MACHINES**
- MANUAL SHEARS**
- CIRCULAR CUTTING SHEARS**
- HYDRAULIC IRON WORKERS**
- MOTORIZED GUILLOTINES**
- HYDRAULIC SHEARS**
- PROFILE BENDING MACHINES**
- UNIVERSAL MACHINES**
- PAN BRAKES**
- ROUND BENDING MACHINES**
- WORKSHOP PRESSES**
- PNEUMATIC WORKSHOP PRESSES**
- HYDRAULIC WORKSHOP PRESSES**
- UNIVERSAL HYDRAULIC PRESSES**
- HYDRAULIC WORKSHOP STRAIGHTENING PRESSES**
- HYDRAULIC C-FRAME PRESSES**
- HYDRAULIC H-FRAME PRESSES**
- HYDRAULIC PRESS BRAKES**



BPK 80 H



TBS 1020

# TRANSPORT TECHNOLOGY AND STORAGE FACILITIES

Bernardo's transport technology – pallet trucks, shop cranes and many more – allows for safe transport. We stock suitable devices for a large number of lifting and transport applications, significantly relieving your workload. In addition, our portfolio includes tool and assembly trolleys, making sure necessary tools are always close to hand.

Following transport and storage devices are available:

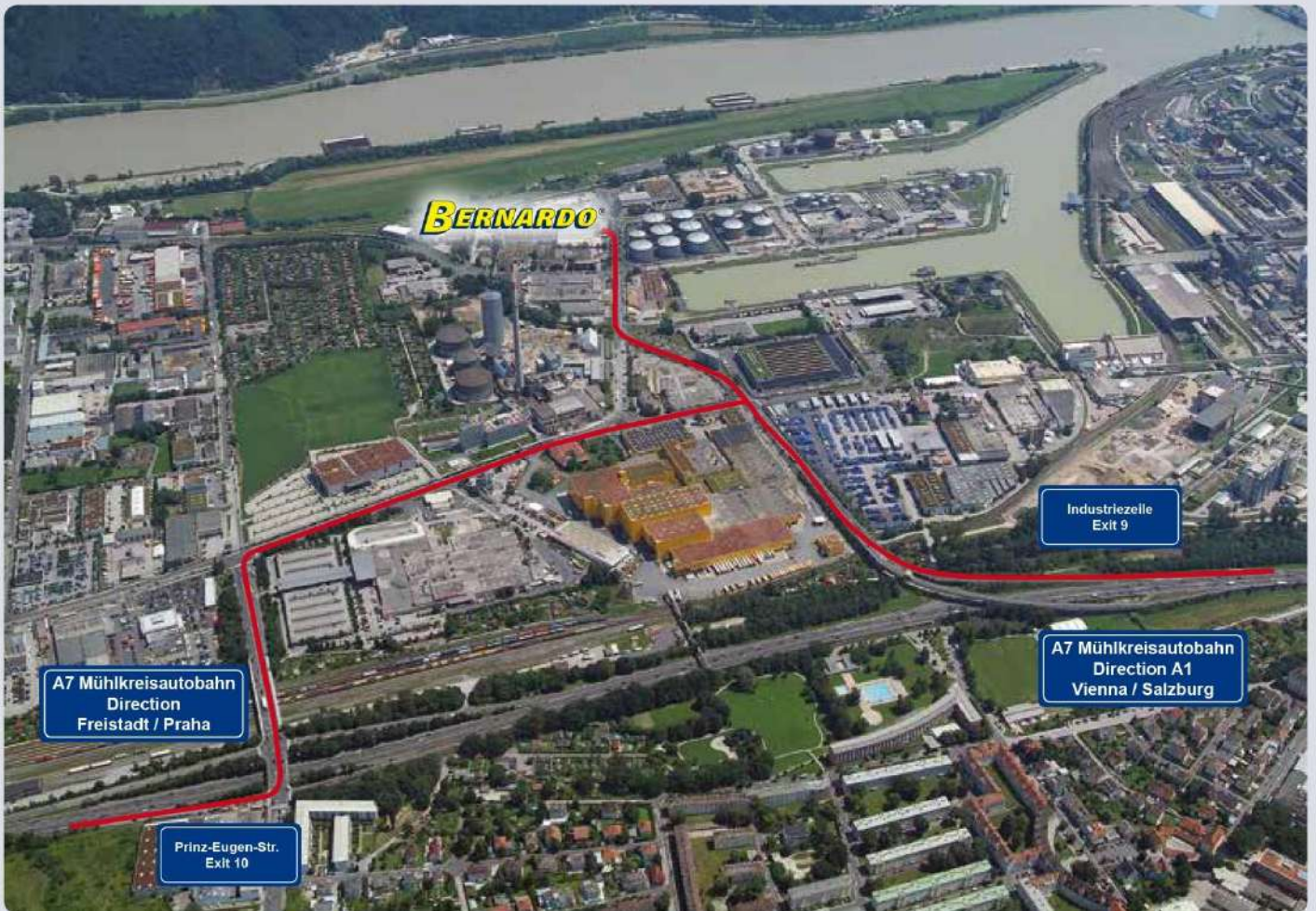
- PALLET JACKS**
- HIGH LIFT PALLET JACKS**
- HYDRAULIC LIFT TROLLEY**
- MANUAL PALLET TRUCKS**
- ROLLER STANDS**
- ROLLER TABLES**
- MACHINERY JACKS**
- HEAVY LOAD TROLLEYS**
- OPEN DECK TROLLEYS**
- HEAVY LOAD ROLLER SKATES**
- ELECTRIC-HYDRAULIC FORKLIFT**
- INDUSTRIAL TRUCKS**
- ELECTRIC PALLET STACKERS**
- TOOL AND ASSEMBLY TROLLEYS**



# LOCATION - LINZ

## BERNARDO

PWA Handelsges.m.b.H.  
 Nebingerstraße 7a | 4020 Linz | Austria  
 Phone +43.732.66 40 15

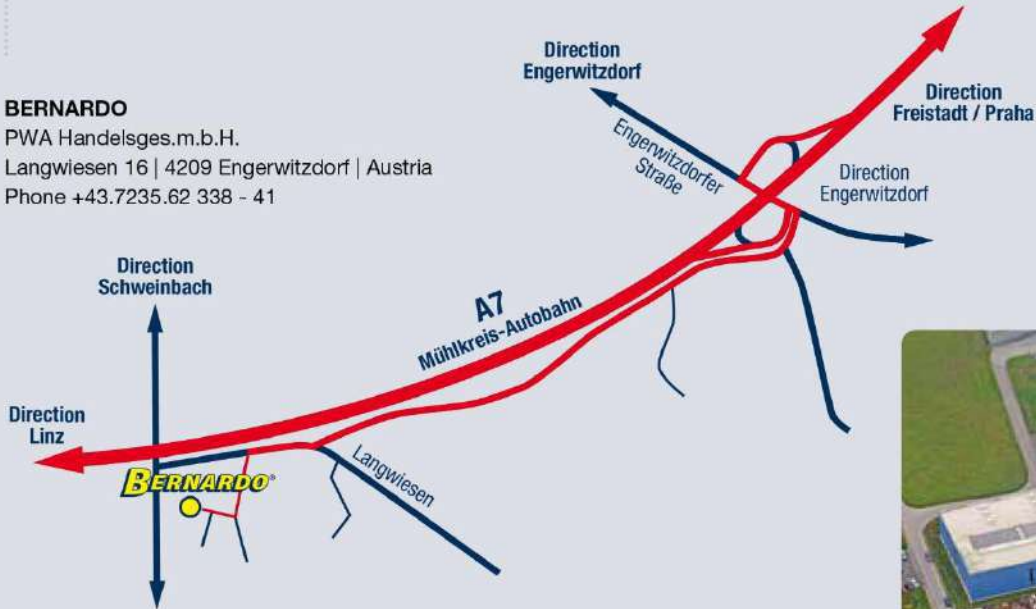




# LOCATION – ENGERWITZDORF

## BERNARDO

PWA Handelsges.m.b.H.  
 Langwiesen 16 | 4209 Engerwitzdorf | Austria  
 Phone +43.7235.62 338 - 41



# CONTENT

## Arbor press



Page  
30

## Hand tube notcher Motorized tube notcher



Page  
31

## Universal bender Spiral bender



Page  
32 | 40 - 41

## Angle bender



Page  
33

## Hand shears



Page  
34 - 35

## Hand shears



Page  
112

## Shrinker and stretcher



Page  
46 - 47

## Bar and section shears



Page  
36 - 37

## Planishing hammer Combined polishing hammer and english wheel



Page  
48 - 50

## Round bending machine Bending machine



Page  
38

## English wheels



Page  
51 - 55

## Manual tube bending machines



Page  
42 - 43

## Manual bordering machines



Page  
56 - 57

## Hydraulic pipe bender



Page  
39

## Motorized bordering machines



Page  
58 - 61

## Electric pipe bender



Page  
44 - 45

## Manual round bending machine



Page  
62

## Motorized round bending machines



Page  
62 - 67

## Universal machines



Page  
82 - 85

## Hydraulic round bending machines



Page  
68 - 69

## Manual folding machines



Page  
86 - 99

## Manual notching machines



Page  
74 - 77

## Motorized folding machines



Page  
100 - 101

## Pneumatic notching machines



Page  
78 - 79

## Manual slip rollers



Page  
102 - 106

## Hydraulic notching machines



Page  
80 - 81

## Motorized slip roll machines



Page  
107 - 111

## Manual swing beam shears



Page  
113 - 116 | 118 - 120

## Hydraulic press brakes



Page  
138 - 139

## Pneumatic-beam shear



Page  
121

## Manual shop presses



Page  
140 - 143

## Motorized guillotine shears



Page  
117 | 122 - 133

## Pneumatic shop presses



Page  
140 - 141 | 144 - 147

## Hydraulic guillotine shears



Page  
134 - 137

## Hydraulic shop presses



Page  
148 - 153

## Usage of the machines

**BERNARDO**  
**HOBBY**

The machine is designed for an average use of 2 h/day or 25 % duty cycle. This corresponds to a maximum of 150 h/year.

**BERNARDO**  
**SEMIPROFESSIONAL**

The machine is designed for an average use of 3 h/day or 50 % duty cycle. This corresponds to a maximum of 300 h/year.

**BERNARDO**  
**PROFESSIONAL**

The machine is designed for an average use of 3 h/day or 90 % duty cycle. This corresponds to a maximum of 600 h/year.

**BERNARDO**  
**INDUSTRY**

The machine is designed for an average use of 8 h/day or 90 % duty cycle. This corresponds to a maximum of 1500 h/year.

# Arbor press

# DP 1 / DP 2 DP 3 / DP 5

- For pressing in and out of bearings, bushes, ...
- The basic body of the model DP 5 made of high quality gray cast iron
- Models DP 1, DP 2 and DP 3 designed in torsion-free steel construction
- Including mounting holes, ideal for mounting on a workbench
- Suitable for bushing, straightening, bending, broaching, ...
- Variable adjustable lever handle, depending on the required effort
- Ideal for repair shops and the general workshop area

For bushing, straightening,  
bending, broaching, ...



4-positionable base plate

For pressing and  
mounting of bearings,  
bushings, ...



DP 1

**BERNARDO**  
SEMIPROFESSIONAL



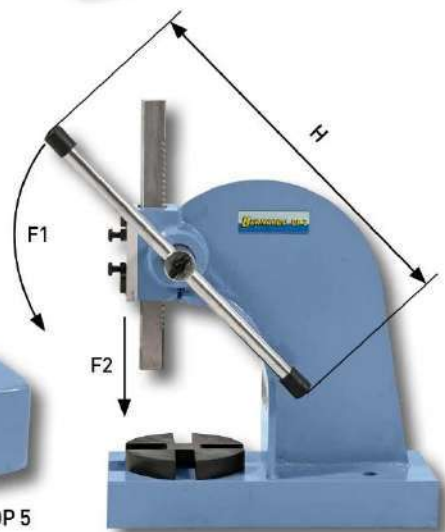
DP 2



DP 3



DP 5



## Technical data

	DP 1	DP 2	DP 3	DP 5
Workpiece height max.	135 mm	190 mm	300 mm	445 mm
Distance spindle to column	95 mm	145 mm	150 mm	215 mm
Arbor dimensions	24 x 24 x 240 mm	31 x 31 x 350 mm	37 x 37 x 435 mm	50 x 50 x 645 mm
Turntable Ø	115 mm	155 mm	185 mm	257 mm
Turntable openings	3 x 17 mm / 1 x 28 mm	3 x 24 mm / 1 x 35 mm	2 x 24 mm / 1 x 28 mm / 1 x 40 mm	1 x 19 mm / 1 x 28 mm / 1 x 38 mm / 1 x 68 mm
Hand force (F1)	60 kg / 588 N	60 kg / 588 N	60 kg / 588 N	60 kg / 588 N
Lever handle (H)	350 mm	450 mm	500 mm	800 mm
Force effect (F2)	1140 kg / 11183 N	1285 kg / 12605 N	1181 kg / 11585 N	1960 kg / 19227 N
Machine dimension (W x D x H)	190 x 270 x 330 mm	220 x 415 x 430 mm	250 x 460 x 560 mm	370 x 550 x 810 mm
Weight approx.	11 kg	30 kg	40 kg	160 kg
Art. no.	06-1000	06-1005	06-1010	06-1015
Price excl. VAT				

# Hand tube notcher Motorized tube notcher

# RA1 / RAA / RAB MRA-S

- For notching of steam pipes, stainless steel, gas pipes, NE- and other pipes of up to 3 mm wall thickness
- For assembly and welding of pipes at the angle of 90°
- Various pipe diameter combined in one machine
- High productivity at a low investment
- Clean edges, no reworking required
- Low force exerted by eccentric shaft (RA1 / RAA / RAB)
- Models RA1, RAA und RAB ideal for wall mounting
- Also suitable for double corner joints
- Model MRA ideal for continuous operation



Example of use

Suitable for the wall mounting

For notching of steam, stainless steel, gas, non-ferrous and other pipes

**BERNARDO**  
SEMIPROFESSIONAL



**Best Price**



Long service life due to quality high-grade punching knives

High productivity

Technical data	RA1	RAA	RAB	MRA-S
Pipe diameter (outside)	15 / 18 / 23 mm	28 / 34 / 43 mm	50 / 61 mm	15 / 18 / 23 / 28 / 36 / 43 / 49 / 61 mm
Wall thickness max.				
Aluminium	4,5 mm	4,5 mm	4,5 mm	4,5 mm
Cooper	4,0 mm	4,0 mm	4,0 mm	4,0 mm
Brass	4,0 mm	4,0 mm	4,0 mm	4,0 mm
Mild steel *	3,0 mm	3,0 mm	3,0 mm	3,0 mm
Stainless steel	2,0 mm	2,0 mm	2,0 mm	2,0 mm
Motor power	-	-	-	1,5 kW / 230 V
Machine dimension (W x D x H)	170 x 180 x 70** mm	170 x 200 x 80** mm	170 x 206 x 107** mm	365 x 705 x 355 mm
Weight approx.	5 kg	8 kg	16 kg	98 kg
Art. no.	06-1025B	06-1030B	06-1035B	06-1040B

\* Material strength 400 N/mm<sup>2</sup>


\*\* without I

**BERNARDO**<sup>®</sup>  
www.bernardo-spain.com

# Universal bender Universal bender

# UB 40 S UB 30 S

- Bending device for angular, round, tyre and spiral bending (UB 40 S)
- Easy manufacturing of e.g.: balcony lattice, iron gates or lights out of wrought iron, steel, brass or copper (UB 40 S)
- Ideal universal bender for the ambitious do-it-yourselfer and work shops (UB 40 S)
- Mobile device for clamping in the vise or tightening on the workbench
- Higher bending performance can be achieved by hot bending
- Inexpensive device for round and spiral bending (UB 30 S)



Examples of use  
Universal bender UB 40 S



UB 40 S incl. attachment for round and spiral bending



UB 40 S

**Best  
Price**

**For cold and hot bending**

3 pcs. spiral bending device comes standard (UB 30 S)



UB 30 S



Bending example:  
Spiral bending

Technical data	UB 40 S	UB 30 S
Flat steel*	30 x 8 mm	30 x 10 mm
Round steel*	15 mm	10 mm
Square steel*	13 x 13 mm	10 x 10 mm
Machine dimension (W x D x H)	630 x 690 x 160 mm	420 x 230 x 155 mm
Weight approx.	18,5 kg	25 kg
Art. no.	06-1065B	06-1064B

\* Material strength 400 N/mm<sup>2</sup>

**Standard accessories UB 40 S:**

- Angle bender
- Spiral bending device
- Round and tyre bending device
- Material fence

**Standard accessories UB 30 S:**

- 3 pcs. spiral bending devices



# Angle bender

# WB 70 / WB 100 WB 200

Angle bender

- For exact cold and hot bending of flat, round and square steels
- Stable construction for tightening on the workbench
- Steplessly adjustable bending stop (WB 200), models WB 70 and WB 100 with locking bolt
- With eccentric quick clamping for efficient work
- Readable bending angle up to 120°
- High repeat accuracy due to bending angle stop
- Ideal for repair shops and locksmiths

Suitable for steel, copper, aluminum, brass,...



For cold and hot bending



For soft or copper pipes



WB 70 / WB 100 with extensive standard accessories

## Standard accessories WB 70 / WB 100:

- Bending plate sharp / round ①
- Radius bending plate R 20 / R 25 ②
- Offset block ③
- Bending plate for round bar ④
- Offset plate ⑤
- Radius bending plate R 10 / R 15 ⑥
- Angle fence
- Clamping block with eccentric clamp
- Material fence




## Standard accessories WB 200:

- Bending plate sharp / round
- Angle fence stepless
- Clamping block with eccentric clamp
- Material fence

Bending angle up to 120°



**BERNARDO**  
SEMIPROFESSIONAL

Technical data	WB 70		WB 100		WB 200	
	cold	warm	cold	warm	cold	warm
Bending capacity*						
Flat steel 	70 x 5 mm 40 x 10 mm	70 x 15 mm 50 x 20 mm	100 x 5 mm 65 x 10 mm	100 x 15 mm 75 x 20 mm	100 x 7 mm 65 x 12 mm	100 x 15 mm 75 x 20 mm
Round steel 	18 mm	25 mm	18 mm	27 mm	22 mm	27 mm
Square steel 	16 x 16 mm	20 x 20 mm	16 x 16 mm	25 x 25 mm	20 x 20 mm	25 x 25 mm
Angular steel	60 x 8 mm	70 x 15 mm	60 x 8 mm	100 x 12 mm	100 x 10 mm	100 x 15 mm
Copper 	70 x 10 mm		100 x 10 mm		100 x 12 mm	
Aluminium 	70 x 15		100 x 15 mm		100 x 15 mm	
Machine dimension (W x D x H)	760 x 280 x 220 mm		800 x 250 x 230 mm		900 x 430 x 310 mm	
Weight approx.	20,5 kg		23 kg		33 kg	
Art. no.	06-1059		06-1060		06-1061	

\* Material strength 400 N/mm<sup>2</sup>

**BERNARDO**<sup>®</sup>  
www.bernardo-spain.com

# Hand shears

# HS 5 / HS 8 HS 12

- Ideal for cutting sheet metal, round and flat steel
- Standard shears for installers, locksmitheries and training workshops
- Power-saving cutting due to the favorable cutting geometry
- Machine body made of sturdy steel plates, with holes for mounting on the workbench
- Easy sheet pull-through due to special form
- Flawless work after marking out thanks to a good view of the knives
- Includes through hole in the upper blade for exact cutting of round material
- Height adjustable downholder prevents twisting of the sheet during cutting



Through hole for shearing of bars, incl. downholder against torsion when cutting



Knives made of quality steel, hardened and ground

**BERNARDO®**  
SEMIPROFESSIONAL



### Optional accessories:

	Art. no.	excl. VAT
Set of knives for HS 5	06-6115	€
Set of knives for HS 8	06-6120	€
Set of knives for HS 12	06-6125	€

**Ideal for installers,  
locksmiths, and  
training workshops**

Technical data	HS 5	HS 8	HS 12
Cutting length max.	100 mm	190 mm	265 mm
Sheet steel max.*	4,0 mm	5,0 mm	4,0 mm
Round material ●	11 mm	13 mm	13 mm
Flat steel ■	50 x 4 mm	70 x 5 mm	70 x 5 mm
Knife length	130 mm	205 mm	300 mm
Machine dimension (W x D x H)	115 x 255 x 300 (650)** mm	120 x 365 x 340 (870)** mm	120 x 480 x 410 (1100)** mm
Weight approx.	9 kg	17 kg	25 kg
Art. no.	06-1570	06-1575	06-1580

\* Material strength 400 N/mm<sup>2</sup>, not over the entire length

\*\* Jr



Picture model HS 5

# Beam shear Hand shear

# BHS 300 x 1,2 HS 300 x 1,5

- Sheet metal shears for cutting various materials, such as sheet steel, brass, aluminum, copper, ...
- Backgauge with scale included
- Right-angled stop with mm scale on the table
- Top and bottom blades made of quality steel guarantee a clean and burr-free cutting



Flawless work after marking out thanks to a good view of the knives



Standard equipped with backgauge.



## Technical data

## BHS 300 x 1,2

Cutting length	300 mm
Sheet thickness max.*	1,2 mm
Aluminium	1,2 mm
Brass	0,6 mm
Sheet steel	0,5 mm
Table size	300 x 335 mm
Backgauge	180 mm
Table fence	300 mm
Machine dimension (W x D x H)	600 x 450 x 190 mm
Weight approx.	15 kg
Art. no.	06-1588

\* Material strength 400 N/mm<sup>2</sup>


- Backgauge with scale included
- Fast and efficient cutting of various materials up to 1,5 mm thickness
- Low weight, therefore ideal for mobile use
- Front sheet metal support with mm scale for precise work
- Knife made of tool steel, hardened and ground
- Power-saving cutting due to the favorable cutting geometry



Good view of the entire knife length, thus ensuring perfect work



Standard with back gauge 210 mm, ideal for serial cuts.



## Technical data

## HS 300 x 1,5

Cutting length	300 mm
Sheet thickness max.*	1,5 mm
Aluminium	1,5 mm
Sheet steel	0,8 mm
Backgauge	210 mm
Table fence	190 mm
Machine dimension (W x D x H)	600 x 450 x 570 mm
Weight approx.	19 kg
Art. no.	06-1587

\* Material strength 400 N/mm<sup>2</sup>

# Bar and section shears

# PBS 16 PBS 22

- For shearing of sheet metal, flat, round and square steel, L- und T-Profilen
- Ideal universal scissors for craft and repair operations, but also suitable for schools and training workshops
- Ergonomically favorable machine body made of sturdy steel plates, incl. bores for stationary attachment
- Height adjustable downholder prevents twisting of the sheet during cutting
- Good view of the entire knife length, thus ensuring perfect work
- Knife made of tool steel, hardened and ground
- Power-saving cutting due to the favorable cutting geometry




High-quality cutting tools made of tool steel ensure a clean cut.

For shearing: sheet metal,  
flat, round and square steel,  
L and T profiles



**BERNARDO**  
SEMIPROFESSIONAL



Picture model PBS 22

### Optional accessories:

	Art. no.	excl. VAT
Set of knives for PBS 16	06-6135	€
Set of knives for PBS 22	06-6140	€

### Technical data

	PBS 16	PBS 22
Cutting length max.	170 mm	150 mm
Sheet steel max.*	6,0 mm	6,0 mm
Round material ●	16 mm	20 mm
Square steel ■	-	20 x 20 mm
Flat steel ■■■	100 x 10 mm	90 x 14 mm
L-steel	40 x 6 mm	60 x 7 mm
T-steel	40 x 6 mm	60 x 7 mm
Knife length	200 mm	175 mm
Machine dimension (W x D x H)	160 x 530 x 1540** mm	270 x 720 x 1750** mm
Weight approx.	44 kg	102 kg
Art. no.	06-1590	06-1595

\* Material strength 400 N/mm<sup>2</sup> not over the entire length

\*\* incl.

**BERNARDO**<sup>®</sup>  
www.bernardo-spain.com

# Bar and section shear with punching unit

# PBS 22 LS

Hand shears

- For shearing of sheet metal, flat, round and square steel, L- und T-Profilen
- Ideal universal scissors for craft and repair operations, but also suitable for schools and training workshops
- Ergonomically favorable machine body made of sturdy steel plates, incl. bores for stationary attachment
- Height adjustable downholder prevents twisting of the sheet during cutting
- Good view of the entire knife length, thus ensuring perfect work
- Knife made of tool steel, hardened and ground
- Power-saving cutting due to the favorable cutting geometry

## EXAMPLES OF USE



Standard with punching unit for holes up to 20 mm

For shearing: sheet metal, flat, round and square steel, L and T profiles



Inclusive punching unit

## Standard accessories:

- Round stamp with die Ø 16 mm

## Optional accessories:

	Art. no.	excl. VAT
Set of knives	06-6140	€
Punching unit Ø 3 mm	06-6141A	€
Punching unit Ø 4 mm	06-6141B	€
Punching unit Ø 5 mm	06-6141C	€
Punching unit Ø 6 mm	06-6141D	€
Punching unit Ø 7 mm	06-6141E	€
Punching unit Ø 8 mm	06-6141F	€

## Technical data

## PBS 22 LS

Cutting length max.	150 mm
Sheet steel max.*	8,0 mm
Round material ●	20 mm
Square steel ■	20 x 20 mm
Flat steel ■■■	90 x 14 mm
L-steel	60 x 7 mm
T-steel	60 x 7 mm
Knife length	175 mm
<b>Punching unit</b>	
Throat	150 mm
Hole diameter min./max.	3 / 20 mm
Material thickness max.	8 mm
Machine dimension (W x D x H)	270 x 810 x 1995** mm
Weight approx.	100 kg
Art. no.	06-1596

\* Material strength 400 N/mm<sup>2</sup> not over the entire length

\*\* incl. lev.

## Optional accessories:

	Art. no.	excl. VAT
Punching unit Ø 9 mm	06-6141G	€
Punching unit Ø 10 mm	06-6141H	€
Punching unit Ø 11 mm	06-6141I	€
Punching unit Ø 12 mm	06-6141J	€
Punching unit Ø 13 mm	06-6141K	€
Punching unit Ø 14 mm	06-6141L	€
Punching unit Ø 15 mm	06-6141M	€
Punching unit Ø 16 mm	06-6141N	€
Punching unit Ø 17 mm	06-6141O	€
Punching unit Ø 18 mm	06-6141P	€
Punching unit Ø 19 mm	06-6141Q	€
Punching unit Ø 20 mm	06-6141R	€

**BERNARDO**  
SEMIPROFESSIONAL

**BERNARDO**  
www.bernardo-spain.com

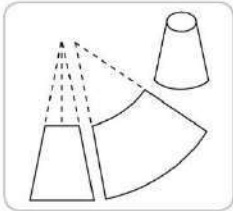
# Round bending machine

## Bending machine

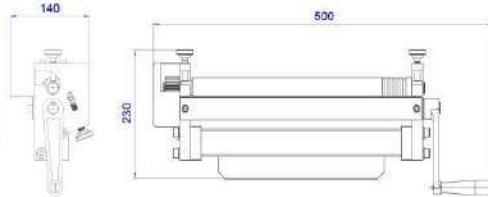
# HR 300

# HB 300

- For bending and rolling in pipes, wires and sheets
- Upper and lower roller equipped as standard with wire insert grooves
- Tilttable top roller for easy removal of the sheets
- Suitable for clamping on the bench vise
- Adjustable top roller with nonius for plate thickness and adjustable rear roller for the sheet diameter
- Ground rollers made of high quality steel



For conical bending the back roll can be tilted



### Technical data

### HR 300

Working length	300 mm
Roll diameter	30 mm
Bending diameter min.	35 mm
Sheet steel max. S235JR	1,0 mm
Aluminium / Copper	2,0 mm
Brass	1,0 mm
Tinplate / Gold / Silver	2,0 mm
Small width	3 mm
Round material	1 - 5 mm
Machine dimension (W x D x H)	500 x 140 x 230 mm
Weight approx.	10 kg
Art. no.	06-1250

**BERNARDO®**  
www.bernardo-spain.com  
**HOBBY**



5 wire-laying grooves for diam. 1, 2, 3, 4, 5 mm

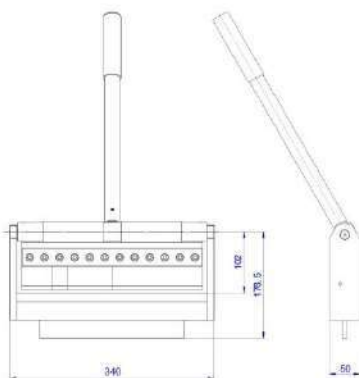


- Manual bending machine for folding and bending sheet metal
- Suitable for stationary use on the vise
- Removable segments for extended use
- Pivoting movement of the bending beam via a lever
- Inexpensive entry-level model for the do-it-yourselfer

**BERNARDO®**  
www.bernardo-spain.com  
**HOBBY**



Removable bending segments (25, 50, 75, 150 mm) for bending of boxes

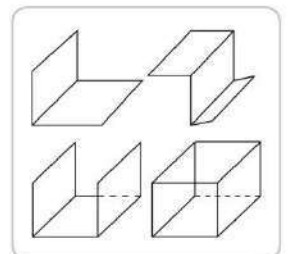


### Technical data

### HB 300

Working length	300 mm
Sheet thickness max.	2,5 mm
Aluminium / Copper	300 x 2 mm
Sheet steel max. S235JR	300 x 1 mm
Machine dimension (W x D x H)	340 x 50 x 200 (640)* mm
Weight approx.	10 kg
Art. no.	06-1245

\* including...



# Hydraulic pipe bender

# HRB 20 / 30 / 40

- With folded bending frame for efficient work
- Different bending moulds comes standard
- Universally usable for gas, boiling and water pipes
- Fast work by fast feed
- With tripod stand for safe working
- Also ideal for copper pipes and covered pipes
- Bows up to 90° producible

Bows up to 90° producible



Folded bending frame for a simple removal of the workpiece.

Included bending moulds



Stable bending moulds made of cast iron.



Cylinder with 2 different speeds



Technical data	HRB 20	HRB 30	HRB 40
Capacity	1/2" - 2"	1/2" - 3"	1/2" - 4"
Bending moulds	1/2" - 3/4" - 1" - 1 1/4" - 1 1/2" - 2"	1/2" - 3/4" - 1" - 1 1/4" - 1 1/2" - 2" - 2 1/2" - 3"	1/2" - 3/4" - 1" - 1 1/4" - 1 1/2" - 2" - 2 1/2" - 3" - 4"
Wall thickness	2,75 - 4,5 mm	2,75 - 5 mm	2,75 - 6 mm
Pressure capacity	10 to	10 to	22 to
Weight approx.	50 kg	112 kg	157 kg
Art. no.	06-1145	06-1150	06-1155

# Manual universal bending machines

# MR 100 T MR 100 F

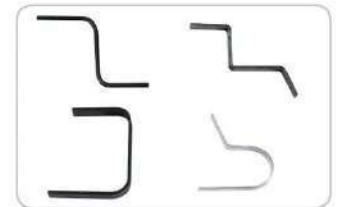
- Easy manufacturing of e.g.: balcony lattice, iron gates or lights out of wrought iron, steel, brass or copper
- Bending machines for angular and round bending of flat and square material
- Available as a table or stand model
- Extendable lever rod for higher force impact
- High repeatability due to adjustable bending angle stop
- Equipped with 7 bending rolls as standard
- Adjustable bending angle up to max. 200 °



Many adjustment options for bending simple and complex workpieces



Bending plate for edging of flat material



Examples of use



Universal useable



Technical data	MR 100 T	MR 100 F
Flat steel-radius bending	8 x 50 mm	8 x 50 mm
Flat steel-sharp bending	6 x 50 mm	6 x 50 mm
	8 x 32 mm	8 x 32 mm
Bending angle max.	200 °	200 °
Square steel ■	16 x 16 mm	16 x 16 mm
Lever length	840 - 1140 mm	840 - 1140 mm
Machine dimension (W x D x H)*	240 x 325 x 235 mm	240 x 330 x 980 mm
Weight approx.	14 kg	20 kg
Art. no.	06-1120	06-1125

\* without lever

**Standard accessories:**

- Bending plate, sharp
- Square block
- Bending rolls, 7 pcs. (25, 31, 38, 44, 49, 63, 76 mm)
- Extractable lever



7 bending rolls comes standard



# Manual universal bending machine

# MR 100 Pro

Universal bender

- Universally applicable for angular, round and spiral bending of flat, square and round material
- Easy manufacturing of e.g.: balcony lattice, iron gates or lights out of wrought iron, steel, brass or copper
- Extendable lever rod for higher force impact
- High repeatability due to adjustable bending angle stop
- Standard with bending rollers for flat and round material (7 pcs. each)
- Spiral bending elements for small and large radii included



Many adjustment options for bending simple and complex workpieces



Bending plate for edging of flat material



Each 7 bending rollers for flat and round material included.



Including spiral bending elements for small and large radii



## Bending samples



Bent flat and upright



Round steel



Pipe



Pipe



Flat steel

**BERNARDO**  
SEMIPROFESSIONAL

## Technical data

## MR 100 Pro

Flat steel-radius bending	8 x 50 mm
Flat steel-sharp bending	6 x 50 mm
	8 x 32 mm
Bending angle max.	200°
Square steel	16 x 16 mm
Round steel max.	16 mm
Reinforcing steel	Ø 12 mm
Lever length	840 - 1140 mm
Machine dimension (W x D x H)*	240 x 330 x 1000 mm
Weight approx.	30 kg
Art. no.	06-1127

\* without lever

## Standard accessories:

- Bending plate, sharp
- Square block
- Bending rolls for flat material, 7 pcs. (25, 31, 38, 44, 49, 63, 76 mm)
- Bending rolls for round material, 7 pcs. (25, 31, 38, 44, 49, 63, 76 mm)
- Spiral bending element small
- Spiral bending element big
- Extractable lever

**BERNARDO**  
www.bernardo-spain.com

# Manual tube bending machine

# MR 200 F

- For cold bending of thin-walled tubes, such as brake, hydraulic and fuel lines
- Low weight, easy to transport, ideal for workshops but also suitable for mobile use
- Including practical holder for storing the bending segments
- Ideal for bending soft or copper pipes
- Bends up to max. 180° possible



Easy adjustment to the desired pipe diameter.



10 bending segments included.



Space-saving storage of the bending segments on the base.

Standard accessories bending segments:

- 1/4" (6,4 mm) x 3D
- 1/4" (6,4 mm) x 5D
- 5/16" (8 mm) x 3D
- 5/16" (8 mm) x 5D
- 3/8" (9,5 mm) x 3D
- 3/8" (9,5 mm) x 5D
- 1/2" (12,7 mm) x 3D
- 1/2" (12,7 mm) x 5D
- 5/8" (15,9 mm) x 3D
- 5/8" (15,9 mm) x 5D

## Technical data

## MR 200 F

Max. wall thickness	0,8 - 1,2 mm
Bending angle max.	180°
Machine dimension (W x D x H)	350 x 780 x 1070 mm
Weight approx.	45 kg
Art. no.	06-1128

**BERNARDO**  
SEMIPROFESSIONAL



## Bending samples



# Manual tube bending machine

# MR 250 F

- High repeatability due to adjustable bending angle stop
- Equipped with 7 bending segments as standard
- Low weight, easy to transport, ideal for workshops but also suitable for mobile use
- For cold bending of thin-walled tubes, such as brake, hydraulic and fuel lines
- Extendable lever rod for higher force impact
- Many adjustment options for bending simple and complex workpieces



High repeatability due to the bending angle stop



Example of use



Including practical holder for storing the bending segments



Technical data	MR 250 F
Max. wall thickness	0,8 - 1,2 mm
Bending angle max.	180°
Machine dimension (W x D x H)	970* x 490 x 1000 mm
Weight approx.	55 kg
Art. no.	06-1129

\* with lever

#### Standard accessories:

- Bending segments 1/2" - 1" (1/2", 9/16", 5/8", 3/4", 7/8", 1")

#### Bending radius standard segments

1/2"	R 59
9/16"	R 69
5/8"	R 79
3/4"	R 90
7/8"	R 99
1"	R 109

# Electric tube bending machines

## BM 42 A

## BM 60 A

- Including NC-control for bending angle adjustment, memory for up to 50 programs
- Standard with quick adjustment of the counter roller holder or the optional bending shoe
- For cold bending of pipes out of steel, stainless steel, aluminium, copper, brass etc.
- Bending formers for various pipe diameter optional available
- For optimum bending results at wall thicknesses of up to 2.5 mm, a bending shoe is available as an option
- Optimized geometry of the bending formers, thus very short, straight pipe end
- After the end of the program automatic reset to the starting position




Serially with NC-control for adjustment of the bending angle.



Example of use

Including  
NC-control

**BERNARDO**  
PROFESSIONAL

	Bending radius
1/4" G (Ø 13,72 mm)	41 mm
1/2" G (Ø 21,3 mm)	59 mm
3/4" G (26,9 mm)	78 mm
1" G (Ø 33,7 mm)	100 mm
1" W (Ø 25,4 mm)	R3D
1 1/4" W (Ø 31,8 mm)	R3D

#### Standard accessories:

- NC-control
- Support for counter rolls
- Quick adjustment
- Two-hand safety operation

Technical data	BM 42 A
<b>Bending capacity:</b>	
Hydraulic pipe S235JR	42 x 3 mm
Aluminium pipe	42 x 3 mm
Steel pipe	40 x 1,5 mm
Stainless steel pipe AISI 304/316	30 x 2 mm
Copper or brass pipe	42 x 1,5 mm
Gas pipe for pipelines	1 1/4"
Max. bending angle	180°
Max. bending radius	100 mm
Motor power	0,55 kW
Voltage	400 V
Machine dimension (W x D x H)*	700 x 230 x 520 mm
Weight approx.	94 kg
Art. no.	06-1176

\* without stand



#### Optional accessories:

	Art. no.	excl. VAT
Stand for BM 42 A / BM 60 A	06-1178	€
Bending former 1/4" G (13,72 mm) incl. counter rolls and ring	06-6721	€
Bending former 1/2" G (21,3 mm) incl. counter rolls and ring	06-6722	€
Bending former 3/4" G (26,9 mm) incl. counter rolls and ring	06-6726	€
Bending former 1" W (25,4 mm) incl. counter rolls and ring	06-6727	€
Bending former 1" G (33,7 mm) incl. counter rolls and ring	06-6723	€
Bending former 1 1/4" W (31,8 mm) incl. counter rolls and ring	06-6728	€
Bending shoe 1/4" G (Ø13,8) x 1/8" G (Ø 10,5)	06-6746	€
Bending shoe 1/2" G (Ø21,7) x 3/8" G (Ø 17,3)	06-6747	€
Bending shoe 1" G (Ø34,0) x 3/4" G (Ø 27,2)	06-6748	€
Bending shoe 1" W (Ø25,4) x 1 1/4" W (Ø31,8)	06-6750	€
Bending shoe 1 1/4" W (Ø31,8) x 1 1/2" W (Ø38,1)	06-6751	€

# Electric tube bending machines

# BM 42 A BM 60 A




Various bending formers (incl. counter rolls and ring) from 1/4" to 1 1/4" (BM 42 A) or 1/4" - 2" (BM 60 A) optional available.



Including  
NC-control



	Bending radius
1/4" G (Ø 13,72 mm)	41 mm
1/2" G (Ø 21,3 mm)	59 mm
3/4" G (26,9 mm)	78 mm
1" G (Ø 33,7 mm)	100 mm
1 1/4" G (Ø 42,25 mm)	157 mm
1 1/2" G (Ø 48,3 mm)	199,5 mm
1" W (Ø 25,4 mm)	R3D
1 1/4" W (Ø 31,8 mm)	R3D
1 1/2" W (38,1 mm)	R3D
2" W (Ø 50,8 mm)	R3D

### Standard accessories:

- NC-control
- Support for counter rolls
- Quick adjustment
- Two-hand safety operation

### Technical data

### BM 60 A

#### Bending capacity:

Hydraulic pipe S235JR	54 x 4 mm
Aluminium pipe	54 x 5 mm
Steel pipe	54 x 2 mm
Stainless steel pipe AISI 304/316	42 x 3 mm
Copper or brass pipe	54 x 4 mm
Gas pipe for pipelines	1 1/2"
Max. bending angle	180°
Max. bending radius	150 mm
Motor power	1,1 kW
Voltage	400 V
Machine dimension (W x D x H)*	700 x 230 x 520 mm
Weight approx.	107 kg
Art. no.	06-1177

\* without stand

### Optional accessories:

Stand for BM 42 A / BM 60 A	Art. no.	excl. VAT
Bending former 1/4" G (13,72 mm) incl. counter rolls and ring	06-1178	€
Bending former 1/2" G (21,3 mm) incl. counter rolls and ring	06-6721	€
Bending former 3/4" G (26,9 mm) incl. counter rolls and ring	06-6722	€
Bending former 1" W (25,4 mm) incl. counter rolls and ring	06-6726	€
Bending former 1" G (33,7 mm) incl. counter rolls and ring	06-6727	€
Bending former 1 1/4" G (42,25 mm) incl. counter rolls and ring	06-6723	€
Bending former 1 1/4" W (31,8 mm) incl. counter rolls and ring	06-6725	€
Bending former 1 1/2" G (48,3 mm) incl. counter rolls and ring	06-6728	€
Bending former 1 1/2" W (38,1 mm) incl. counter rolls and ring	06-6724	€
Bending former 2" W (50,8 mm) incl. counter rolls and ring	06-6729	€
Bending shoe 1/4" G (Ø13,8) x 1/8" G (Ø 10,5)	06-6731	€
Bending shoe 1/2" G (Ø21,7) x 3/8" G (Ø 17,3)	06-6746	€
Bending shoe 1" G (Ø34,0) x 3/4" G (Ø 27,2)	06-6747	€
Bending shoe 1" W (Ø25,4) x 1 1/4" W (Ø31,8)	06-6748	€
Bending shoe 1 1/4" W (Ø31,8) x 1 1/2" W (Ø38,1)	06-6750	€
Bending shoe 1 1/4" G (Ø42,25) f. BM 60 A	06-6751	€
Bending shoe 1 1/2" W (Ø38,1) x 2" W (Ø50,8)	06-6749	€
	06-6752	€

# Shrinker and stretcher

# SS 18

# SS 18 FD

- Inexpensive hobby equipment for shrinking and stretching profiles, horizontal curves, window frames, door edges, etc.
- For stretching and compressing of sheets of up to 1,2 mm sheet steel, aluminium 1,5 mm
- Including each 1 pc. shrinking tool and 1 pc. stretching tool
- Suitable for clamping on the bench vise (SS 18)
- Universally applicable in the workshop and construction site area
- Easy and quick replacement of the tool inserts (SS 18)
- Almost wrinkle-free work possible with special jaws
- Model SS 18 FD standard with 2 basic bodies, 1 pc. shrinking tool and 1 pc. stretching tool. No change of tools necessary



Stretcher



Shrinker



Examples of use

**BERNARDO**  
HOBBY



**SS 18 FD**  
incl. foot pedal

### Standard accessories:

- 1 pc. Shrinker
- 1 pc. Stretcher
- Foot pedal (SS 18 FD)

Technical data	SS 18	SS 18 FD
Sheet steel*	1,2 mm	1,2 mm
Aluminium	1,5 mm	1,5 mm
Throat	25 mm	25 mm
Width	65 mm	640 mm
Depth	160 mm	520 mm
Height	140 mm**	1300 mm
Weight approx.	5,5 kg	29 kg
Art. no.	06-1110	06-1111

\* Material strength 400 N/mm<sup>2</sup>

\*\*

### Optional accessories:

	Art. no.	excl. VAT
Stretcher	06-6001	€
Shrinker	06-6002	€

# Shrinker and stretcher

# SS 20 SS 20 F

Shrinker and  
stretcher

- Robust shrinking and stretching devices for professional use
- For sheet steel up to 1,5 mm or aluminium up to 1,8 mm (depending on the insertion depth)
- For making of car body panels such as headlamp housings, wheel housings, but also window frames, door edges, etc.
- Easy and quick replacement of the tool inserts
- Including each 1 pc. shrinking tool and 1 pc. stretching tool
- Almost wrinkle-free work possible with special jaws
- Large throat of 245 mm for universal use



Standard with foot pedal, thus both hands free to hold the workpiece (SS 20 F)



**BERNARDO**  
SEMIPROFESSIONAL



Shrinking and stretching tools included.



Examples of use

## Standard accessories:

- 1 pc. Shrinker
- 1 pc. Stretcher
- Foot pedal (SS 20 F)

Technical data	SS 20	SS 20 F
Sheet steel*	1,5 mm	1,5 mm
Aluminium	1,8 mm	1,8 mm
Throat	245 mm	245 mm
Width	375 mm	600 mm
Depth	150 mm	700 mm
Height	380 mm	1370 mm
Weight approx.	24 kg	55 kg
Art. no.	06-1112	06-1109

\* Material strength 400 N/mm<sup>2</sup>

Throat  
240 mm

## Optional accessories:

	Art. no.	excl. VAT
Stretcher	06-6003	€
Shrinker	06-6004	€

**BERNARDO**  
www.bernardo-spain.com

# Planishing hammer

# PGH 500

- Including 3 pcs. punching dies for driving and planing sheets of steel, aluminum, brass, copper, ....
- The standard foot pedal keeps hands free for the workpiece
- If required, the tubular steel frame can be filled with sand for vibration damping
- Removable polishing hammer for extended application
- Quick release mechanism on lower impact bracket for easy removal of finished workpiece
- Essential in the classic car restoration, car and body shop, ....



Quick and easy change of the punching dies without tools.




Incl. 3 pcs. punching dies for radii from 1" to 3".



Example of use

Also usable as a  
table model

**BERNARDO**  
SEMIPROFESSIONAL



Polishing hammer can  
also be used externally

## Technical data

## PGH 500

Throat	500 mm
Internal height approx.	395 mm
Sheet thickness max. *	1,2 mm
Aluminium	1,4 mm
Stroke frequency	875 - 1350 / min
Max. air pressure	3,5 to 6,5 bar
Air requirement	200 l/min
Machine dimension (W x D x H)	710 x 400 x 1200 mm
Weight approx.	20 kg
Art. no.	06-1118

\* Material strength 400 N/mm<sup>2</sup>

## Standard accessories:

- 3 pcs. punching die radius 1" / 2" / 3"
- Polishing hammer
- Foot pedal
- Stand



# Planishing hammer

# PGH 700

Planishing hammer  
and english wheel


- Optimal machine for classic car restorers, car and body plumber, .....
- Ideal for planing and stretching the surface of formed sheets made of steel, aluminum, brass, copper, .....
- The standard electric foot pedal keeps hands free for the workpiece
- Precise work through solid machine body made of a steel cast iron construction



Punching dies exchangeable within seconds.



Including inserts for planing and stretching.



Maintenance unit with pressure regulator



Handwheel for height adjustment of the lower impact bracket.

**BERNARDO**  
PROFESSIONAL

Including 9 pcs. punching dies



High throat

## Technical data

## PGH 700

Throat	650 mm
Internal height approx.	505 mm
Sheet thickness max. *	1,4 mm
Aluminium	1,8 mm
Stroke frequency	4600 / min
Max. air pressure	5 bar
Air requirement	800 l/min
Machine dimension (W x D x H)	900 x 800 x 1550 mm
Weight approx.	60 kg
Art. no.	06-1119

\* Material strength 400 N/mm<sup>2</sup>

## Standard accessories:

- 8 pcs. punching die radius 1/2" - 12" (1/2" / 3/4" / 2" / 3" / 4" / 6" / 8" / 12")
- 1 pcs. punching die straight
- Polishing wheel
- Electric foot pedal

**BERNARDO**  
www.bernardo-spain.com

# Combined polishing hammer and english wheel

# KGR 500

- Including 3 pcs. punching dies for driving and planing sheets of steel, aluminum, brass, copper, ....
- Removable polishing hammer for extended application
- Essential in the classic car restoration, car and body shop, ....
- Ideal for the production of mudguards, doors, hoods, etc.
- By handwheel adjustable pressing pressure, thereby a wide variety of radii can be produced
- Standard with 3 pcs. anvil wheels for the production of various radii
- Quick release mechanism on the lower anvil wheel for easy removal of the finished workpiece
- Including practical holder for the anvil wheels and punching dies directly on the machine body



Example of use  
English wheel



Example of use  
Planishing hammer



Incl. 3 pcs. anvil wheels for the english wheel and 3 pcs. punching dies for the planishing hammer.

**BERNARDO**  
SEMIPROFESSIONAL

For producing convex and  
concave sheet metal parts



Optimal  
combination device

## Technical data

KGR 500

### Planishing hammer

Throat	500 mm
Internal height approx.	395 mm
Sheet thickness max. *	2,0 mm
Stroke frequency	1800 - 4600 / min
Max. air pressure	6,2 to 8,2 bar
Air requirement	200 l/min

### English wheel

Throat	500 mm
Internal height approx.	395 mm
Sheet thickness max. *	0,75 mm
Aluminium	1,0 mm
Rolling wheel (Ø x width)	114 x 38 mm

Width	1300 mm
Depth	320 mm
Height	1600 mm
Weight approx.	70 kg
Art. no.	06-1117

\* Material strength 400 N/mm<sup>2</sup>

### Standard accessories:

- 3 pcs. punching die radius 1" / 2" / 3"
- Polishing hammer
- Foot pedal
- 3 pcs. anvil wheels
- 1 pc. rolling wheel


- For producing convex and concave sheet metal parts such as mudguards, doors, hoods, .....
- Easily adjustable clamping pressure by handwheel for the perfect radius
- Solid welded steel construction for precise work
- Quick release mechanism on the lower anvil wheel for easy removal of the finished workpiece
- Standard with 6 pcs. anvil wheels for the production of various radii



Example of use



6 pcs. anvil wheels for various radii included.



Practical holder for the anvil wheels on the side of the machine body.



Quick and tool-free change of the anvil wheels, the required wheel is simply inserted into the mounting groove



**For producing convex and concave sheet metal parts**

#### Standard accessories:

- 6 pcs. anvil wheels
- 1 pc. rolling wheel
- Quick release mechanism of the lower anvil wheel

Technical data	RSM 560
Throat	565 mm
Internal height approx.	395 mm
Sheet thickness max. *	1,2 mm
Aluminium	1,5 mm
Rolling wheel (Ø x width)	114 x 38 mm
Machine dimension (W x D x H)	940 x 700 x 1360 mm
Weight approx.	60 kg
Art. no.	06-1116

\* Material strength 400 N/mm<sup>2</sup>



Including 6 pcs. anvil wheels


- Quick release mechanism on the lower anvil wheel for easy removal of the finished workpiece
- By handwheel adjustable pressing pressure, thereby a wide variety of radii can be produced
- Ideal for the production of mudguards, doors, hoods, etc. in the restoration of classic cars
- Standard with 6 pcs. anvil wheels for the production of various radii
- Solid welded steel construction for precise work



By quick release mechanism of the lower anvil wheel, a simple removal of the finished workpiece is possible.



Adjustable pressing pressure by handwheel.



Including practical holder for storing the anvil wheels.

**For producing convex and concave sheet metal parts**

#### Standard accessories:

- 6 pcs. anvil wheels
- 1 pc. rolling wheel
- Quick release mechanism of the lower anvil wheel

Technical data	RSM 710
Throat	710 mm
Internal height approx.	515 mm
Sheet thickness max. *	1,2 mm
Aluminium	1,5 mm
Rolling wheel (Ø x width)	202 x 51 mm
Machine dimension (W x D x H)	900 x 870 x 1530 mm
Weight approx.	74 kg
Art. no.	06-1114

\* Material strength 400 N/mm<sup>2</sup>



**Including 6 pcs. anvil wheels**

- Ideal for the production of mudguards, doors, hoods, etc. in the restoration of classic cars
- Easy removal of the finished workpiece by quick release mechanism on the lower anvil wheel
- Easily adjustable clamping pressure by handwheel for the perfect radius
- Solid welded steel construction for precise work
- 1080 mm throat to make larger workpieces



Including 5 pcs.  
anvil wheels

5 pcs. anvil wheels for various radii included.



For producing convex and  
concave sheet metal parts



Example of use

**Standard accessories:**

- 5 pcs. anvil wheels
- 1 pc. rolling wheel
- Quick release mechanism of the lower anvil wheel

Technical data	RSM 1040
Throat	1080 mm
Internal height approx.	760 mm
Sheet thickness max. *	1,2 mm
Aluminium	1,5 mm
Rolling wheel (Ø x width)	180 x 75 mm
Machine dimension (W x D x H)	1380 x 750 x 1800 mm
Weight approx.	135 kg
Art. no.	06-1113

\* Material strength 400 N/mm<sup>2</sup>

- Ideal for the production of mudguards, doors, hoods, etc. in the restoration of classic cars
- Easily adjustable clamping pressure by handwheel for the perfect radius
- Precise work through solid machine body made of a steel cast iron construction
- Easy removal of the finished workpiece by quick release mechanism on the lower anvil wheel
- Upper wheel and lower anvil wheel can be rotated 90°



9 pcs. anvil wheels and 3 pcs. roller wheels as standard, practical holder for storing on the stand.



By quick release mechanism of the lower anvil wheel, a simple removal of the finished workpiece is possible.

Upper and lower wheel  
can be rotated 90°



#### Technical data

#### RSM 830

Throat	830 mm
Internal height approx.	960 mm
Sheet thickness max. *	1,3 mm
Aluminium	1,7 mm
Rolling wheel (Ø x width)	152 x 57 mm
Machine dimension (W x D x H)	1070 x 680 x 1660 mm
Weight approx.	169 kg
Art. no.	06-1121

\* Material strength 400 N/mm<sup>2</sup>

#### Standard accessories:

- 9 pcs. anvil wheels
- 3 pcs. rolling wheel
- Quick release mechanism of the lower anvil wheel

For producing convex and  
concave sheet metal parts

- For producing convex and concave sheet metal parts such as mudguards, doors, hoods, ....
- By handwheel adjustable pressing pressure, thereby a wide variety of radii can be produced
- Quick release mechanism on the lower anvil wheel for easy removal of the finished workpiece
- Extended application area, upper wheel and lower anvil wheel rotatable through 90°
- Solid welded steel construction for precise work



9 pcs. anvil wheels as standard, space-saving storage on the base.



Serially:  
1 pc. roller wheel for wheeling  
2 pcs. roller wheel for making beads



Upper and lower wheel can be rotated 90°

Easy adjustment of the lower anvil wheel by footwheel.



**BERNARDO**  
PROFESSIONAL

Including 9 pcs. anvil wheels

### Technical data

### RSM 960

Throat	865 mm
Internal height approx.	955 mm
Sheet thickness max. *	1,3 mm
Aluminium	1,7 mm
Rolling wheel (Ø x width)	152 x 52 mm
Machine dimension (W x D x H)	1250 x 650 x 1620 mm
Weight approx.	180 kg
Art. no.	06-1115

\* Material strength 400 N/mm<sup>2</sup>

### Standard accessories:

- 9 pcs. anvil wheels
- 3 pcs. rolling wheel
- Quick release mechanism of the lower anvil wheel

# Bordering machines

# SM 180 S

# SM 470

- Easy and quick assembly on workbenches using rotatable base (SM 180 S)
- Stable cast iron construction in modern design (SM 180 S)
- Adjustable fence on the lower shaft (SM 180 S)
- Large throat for attaching deep-seated beads (SM 470)
- For manufacturing of stiffening and connecting beads
- Precise bearing of the shafts
- Including beading and bordering rolls



Standard rolls SM 180 S



**Standard accessories:**

- 6 pair beading and bordering rolls
- Material fence (SM 180 S)
- Roll wrench
- Stand (SM 470)

Technical data	SM 180 S	SM 470
Sheet thickness*	0,8 mm	0,8 mm
Distance middle of the roll	50 mm	50 mm
Working depth	200 mm (170 mm**)	470 mm
Length	510 mm	760 mm
Width	900 mm	400 mm
Height	550 mm	1080 mm
Weight approx.	19 kg	35 kg
Art. no.	06-1075B	06-1087

\* Material strength 400 N /mm<sup>2</sup>

\*\* wi



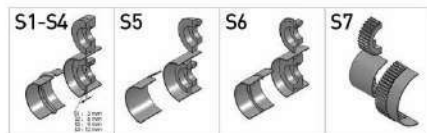
Standard rolls SM 470



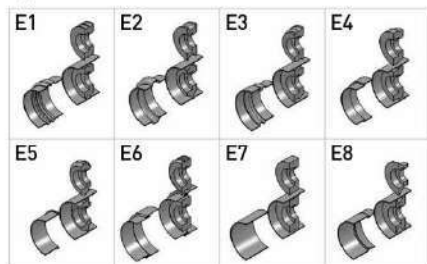
- For producing of different bead types
- Precise bearing of the shafts
- Stable cast iron construction in modern design
- Expanded range of use through 8 different, optionally available roller pairs
- Including beading and bordering rolls
- Adjustable fence on the lower shaft
- Upper shaft adjustable



#### Standard rolls SM 200



#### Optional rolls SM 200



#### Standard accessories:

- 7 pair beading and bordering rolls (SM 200)
- 4 pair beading and bordering rolls (SM 250 C)
- Material fence
- Roll wrench

Technical data	SM 200	SM 250 C
Sheet thickness*	0,8 mm	1,2 mm
Distance middle of the roll	52 mm	62 mm
Working depth	200 mm (110 mm**)	270 mm (145 mm**)
Length	560 mm	600 mm
Width	200 mm	280 mm
Height	400 mm	500 mm
Weight approx.	45 kg	50 kg
Art. no.	06-1080	06-1084

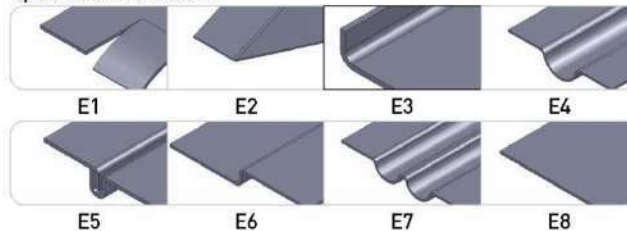
\* Material strength 400 N/mm<sup>2</sup>

\*\* with

#### Standard rolls SM 250 C



#### Optional rolls SM 250 C



**BERNARDO**  
PROFESSIONAL

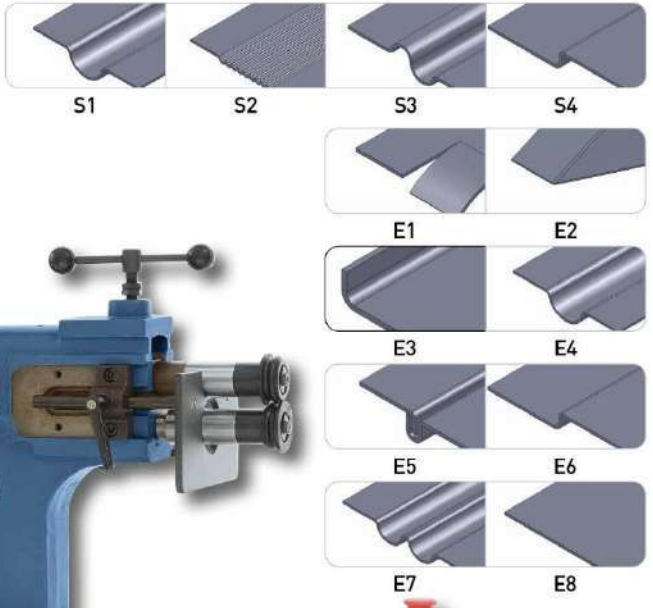
#### Optional accessories:

	Art. no.	excl. VAT
Optional rolls Typ E1 for SM 200	06-6242	€
Optional rolls Typ E2 for SM 200	06-6243	€
Optional rolls Typ E3 for SM 200	06-6244	€
Optional rolls Typ E4 for SM 200	06-6245	€
Optional rolls Typ E5 for SM 200	06-6246	€
Optional rolls Typ E6 for SM 200	06-6247	€
Optional rolls Typ E7 for SM 200	06-6248	€
Optional rolls Typ E8 for SM 200	06-6249	€
Optional rolls Typ E1 for SM 250 C	06-6250	€
Optional rolls Typ E2 for SM 250 C	06-6251	€
Optional rolls Typ E3 for SM 250 C	06-6252	€
Optional rolls Typ E4 for SM 250 C	06-6253	€
Optional rolls Typ E5 for SM 250 C	06-6254	€
Optional rolls Typ E6 for SM 250 C	06-6255	€
Optional rolls Typ E7 for SM 250 C	06-6256	€
Optional rolls Typ E8 for SM 250 C	06-6257	€

# Motorized bordering machine

# MSM 250 C

- 4 pair beading and bordering rolls included
- Robust beading machine with motor-driven rollers
- Lower shaft with adjustable fence
- For the economic producing of different bead types
- High accuracy due to precision bedded shafts
- Clearly arranged control elements
- Stand equipped with storage shelf
- Powerful drive motor, even under continuous load
- Mobile foot switch for right and left rotation



Example of use: connecting beads



Example of use: stiffening bead



**Standard accessories:**

- 4 pair beading and bordering rolls
- Foot pedal with emergency stop
- Material fence
- Roll wrench



Technical data	MSM 250 C
Sheet thickness*	1,2 mm
Distance middle of the roll	62 mm
Working depth	250 mm (140 mm**)
Shaft diameter	26 mm
Speed	32 rpm
Motor power	0,75 kW / 400 V
Depth	860 mm
Width	450 mm
Height	1350 mm
Weight approx.	125 kg
Art. no.	06-1089A

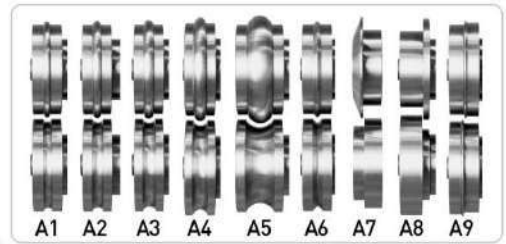
\* Material strength 400 N/mm<sup>2</sup>  
 \*\* wii

Optional accessories:	Art. no.	excl. VAT
Optional rolls Typ E1 for MSM 250 C	06-6250	€
Optional rolls Typ E2 for MSM 250 C	06-6251	€
Optional rolls Typ E3 for MSM 250 C	06-6252	€
Optional rolls Typ E4 for MSM 250 C	06-6253	€
Optional rolls Typ E5 for MSM 250 C	06-6254	€
Optional rolls Typ E6 for MSM 250 C	06-6255	€
Optional rolls Typ E7 for MSM 250 C	06-6256	€
Optional rolls Typ E8 for MSM 250 C	06-6257	€

# Motorized bordering machine

# MSM 300 C


- Expanded range of use through 8 different, optionally available roller pairs
- Upper roll with quick adjustment and stable clamping
- Axially movable stop plate for high repeatability
- Operation via foot pedal, thus both hands free to hold the workpiece
- Powerful drive motor for processing of sheets up to 1,6 mm sheet steel
- High accuracy due to precision bedded shafts
- For the economic producing of different bead types



Serial with special rolls Typ A2



Adjustable fence for precise work and high repeatability



Shafts made of special steel, upper shaft adjustable



### Standard accessories:

- Special rolls Typ A2
- Foot pedal
- Material fence
- Roll wrench

Technical data	MSM 300 C
Sheet thickness*	1,6 mm
Aluminium	2,0 mm
Distance middle of the roll	80 mm
Working depth	290 mm**
Shaft diameter	30 mm
Speed	32 rpm
Motor power	0,75 kW / 400 V
Depth	860 mm
Width	450 mm
Height	1200 mm
Weight approx.	155 kg
Art. no.	06-1100



### Optional accessories:



	Art. no.	excl. VAT
Special rolls Typ A1 f. MSM 300 C, 1/4"	06-6275	€
Special rolls Typ A2 f. MSM 300 C, 5/16"	06-6277	€
Special rolls Typ A3 f. MSM 300 C, 3/8"	06-6278	€
Special rolls Typ A4 f. MSM 300 C, 1/2"	06-6276	€
Special rolls Typ A5 f. MSM 300 C, 1"	06-6279	€
Special rolls Typ A6 f. MSM 300 C	06-6280	€
Special rolls Typ A7 f. MSM 300 C, 3/8"	06-6281	€
Special rolls Typ A8 f. MSM 300 C, 1/2"	06-6282	€
Special rolls Typ A9 f. MSM 300 C	06-6283	€

\* Material : 1,6 mm sheet steel  
\*\* without

# Motorized bordering machine

# MSM 400 C

- Powerful drive motor for machining of sheets up to 2,5 mm thickness
- 4 pair beading and bordering rolls included
- Standard with right-left rotation, controlled by foot pedal
- Large throat for attaching deep-seated beads
- Expanded range of use through 8 different, optionally available roller pairs
- Adjustable depth stop for precise work
- For attaching various beads, e.g. connecting beads, stiffening beads,...



Standard rolls MSM 400 C



Adjustable fence for precise work and high repeatability



**Best Price**

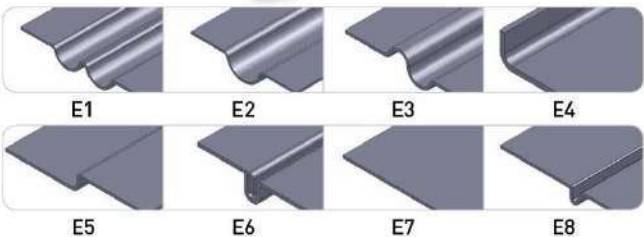
**Standard accessories:**

- 4 pair beading and bordering rolls
- Foot pedal with emergency stop
- Drive motor with brake
- Material fence
- Roll wrench

Technical data	MSM 400 C
Sheet thickness*	2,5 mm
Distance middle of the roll	90 mm
Working depth	300 mm
Shaft diameter	58 mm
Speed	20 rpm
Motor power	1,5 kW / 400 V
Depth	1420 mm
Width	500 mm
Height	1150 mm
Weight approx.	235 kg
Art. no.	06-1089B

\* Material strength 400 N/mm<sup>2</sup>

\*\* w




Optional accessories:	Art. no.	excl. VAT
Optional rolls Typ E1 for MSM 400 C	06-6258	€
Optional rolls Typ E2 for MSM 400 C	06-6259	€
Optional rolls Typ E3 for MSM 400 C	06-6260	€
Optional rolls Typ E4 for MSM 400 C	06-6261	€
Optional rolls Typ E5 for MSM 400 C	06-6262	€
Optional rolls Typ E6 for MSM 400 C	06-6263	€
Optional rolls Typ E7 for MSM 400 C	06-6264	€
Optional rolls Typ E8 for MSM 400 C	06-6265	€

# Motorized bordering machine

# MSM 500 C

- Powerful drive motor for machining of sheets up to 4,0 mm thickness
- 4 pair beading and bordering rolls included
- Mobile foot switch for right and left rotation
- Large throat for attaching deep-seated beads
- Expanded range of use through 8 different, optionally available roller pairs
- Adjustable depth stop for precise work
- For attaching various beads, e.g. connecting beads, stiffening beads,...



Standard rolls MSM 500 C




Shafts made of special steel, upper shaft adjustable



### Standard accessories:

- 4 pair beading and bordering rolls
- Foot pedal with emergency stop
- Drive motor with brake
- Material fence
- Roll wrench



### Technical data

### MSM 500 C

Sheet thickness*	4,0 mm
Distance middle of the roll	135 mm
Working depth	330 mm
Shaft diameter	80 mm
Speed	15 rpm
Motor power	2,2 kW / 400 V
Depth	1550 mm
Width	510 mm
Height	1200 mm
Weight approx.	320 kg
Art. no.	06-1089C

\* Material strength 400 N/mm<sup>2</sup>

\*\* with fen

### Optional accessories:

	Art. no.	excl. VAT
Optional rolls Typ E1 for MSM 500 C	06-6266	€
Optional rolls Typ E2 for MSM 500 C	06-6267	€
Optional rolls Typ E3 for MSM 500 C	06-6268	€
Optional rolls Typ E4 for MSM 500 C	06-6290	€
Optional rolls Typ E5 for MSM 500 C	06-6270	€
Optional rolls Typ E6 for MSM 500 C	06-6271	€
Optional rolls Typ E7 for MSM 500 C	06-6272	€
Optional rolls Typ E8 for MSM 500 C	06-6273	€

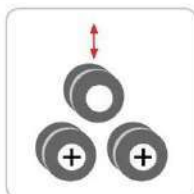
# Manual round bending machine **RBM 25**

## Mot. round bending machine **RBM 25 M**

- Suitable for bending pipes and profile materials made of steel, aluminum, brass,.....
- Model RBM 25 is driven manually, a reduction gear supports the bending process
- Including standard rolls for bending square materials
- The upper roll is adjusted via an easily visible mm scale
- Standard with foot pedal to control right and left rotation (RBM 25 M)
- Can be used both horizontally and vertically (RBM 25 M)
- Bending rolls hardened and ground



The powerful drive motor and the high-quality gearbox ensure optimum power transmission (RBM 25 M).



The adjustment of the upper roll is read via a mm-scale.

Bending capacity  
see on page 70



Technical data	RBM 25	RBM 25 M
Shaft diameter	30 mm	30 mm
Upper roll	98 mm	98 mm
Lower rolls	118 mm	118 mm
Bending speed	-	2,5 m/min
Width	560 mm	635 mm
Depth	450 mm	645 mm
Height	1400 mm	1380 mm
Motor power	-	1,1 kW / 400 V
Weight approx.	165 kg	230 kg
Art. no.	06-1189	06-1188

#### Standard accessories:

- Standard roll set
- Lateral guide rolls
- Foot pedal with emergency stop (RBM 25 M)

#### Optional accessories:

- Set of rolls (steel) type B1 f. RBM 25 / RBM 25 M <sup>1</sup>
- Set of rolls (steel) type B2 f. RBM 25 / RBM 25 M <sup>1</sup>
- Set of rolls (steel) type B3 f. RBM 25 / RBM 25 M <sup>1</sup>
- Set of rolls (steel) type B4 f. RBM 25 / RBM 25 M <sup>1</sup>
- Set of rolls (steel) type B5 f. RBM 25 / RBM 25 M <sup>1</sup>
- Set of rolls (steel) type B6 f. RBM 25 / RBM 25 M <sup>1</sup>

Art. no.	excl. VAT
06-6475	€
06-6476	€
06-6477	€
06-6478	€
06-6479	€
06-6480	€

<sup>1</sup> Drawings of the profiles see page 70

# Motorized round bending machine

# RBM 30

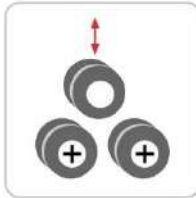
Round bending machine



- Including 6 pairs of rolls, allowing you to work on a wide variety of profiles
- Lower rolls driven by a motor, the upper roll is mechanically fed
- Hardened and ground shafts made of special steel
- Easy-to-read mm-scale for fast reading of top roll setting
- Foot pedal for right-left rotation and integrated emergency stop included in delivery



Guiding of the upper roll by precision ground guide rails.



Clearly arranged controls elements on the front.

**Ideal for bending profiles and pipes**

### Standard accessories:

- 6 pair set of rolls
- Lateral guide rolls
- Foot pedal with emergency stop

### Technical data

### RBM 30

Pipe round*	Ø 20 x 1 mm (500 mm**) Ø 30 x 1 mm (800 mm**)
Solid material round*	Ø 16 mm (400 mm**)
Square pipe*	20 x 20 x 1 mm (800 mm**) 30 x 30 x 1 mm (900 mm**)
Flat steel*	20 x 10 mm (320 mm**) 30 x 10 mm (320 mm**)
Shaft diameter	30 mm
Bending speed	3 m/min
Motor power	1,1 kW
Voltage	400 V
Machine dimension (L x W x H)	680 x 510 x 1100 mm
Weight approx.	180 kg
Art. no.	06-1190

\* Yield strength 24 k / mm<sup>2</sup>

\*\* min. b



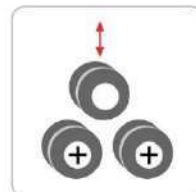
Including foot pedal for right-left rotation.

**BERNARDO**<sup>®</sup>  
www.bernardo-spain.com

# Motorized round bending machine

# RBM 35

- Suitable for bending pipes and profile materials made of steel, aluminum, brass,.....
- Includes foot pedal for right and left rotation and integrated emergency stop
- Infeed of the top roll is done mechanically, adjustment is read off on a mm-scale
- Guiding of the upper roll by precision ground guide bars
- Precise work due to massive grey cast iron machine body
- Optional roll sets allow you to machine a wide variety of profiles



The adjustment of the upper roll is read via a mm-scale.



The powerful drive motor and the high-quality gearbox ensure optimum power transmission



Bending capacity see on page 70



Can be used both horizontally and vertically.



### Technical data

### RBM 35

Shaft diameter	30 mm
Upper roll diameter	132 mm
Lower roll diameter	132 mm
Bending speed	3 m/min.
Motor power	0,75 kW / 400 V
Depth	700 mm
Width	810 mm
Height	1350 mm
Weight approx.	230 kg
Art. no.	06-1191

### Standard accessories:

- Standard roll set
- Lateral guide rolls
- Foot pedal with emergency stop

### Optional accessories:

- Set of rolls (steel) 0 - 20 mm, price per dimension \*\*
- Set of rolls (steel) 21 - 60,3 mm, price per dimension \*\*
- Set of rolls (synthetic) POM 0 - 60,3 mm, price per dimension \*\*

Art. no.	excl. VAT
06-6490	€
06-6491	€
06-6492	€

Further sets of rolls available on request



# Motorized round bending machine

# BPK 35 S

Round bending machine

- Extended range of application, machine can be used both horizontally and vertically
- Lower rolls driven by a motor, the upper roll is mechanically fed
- Hardened and ground shafts made of special steel
- Easy-to-read mm-scale for fast reading of top roll setting
- Foot pedal for right-left rotation and integrated emergency stop included in delivery
- Optional roll sets allow you to machine a wide variety of profiles
- Suitable for bending pipes and profile materials made of steel, stainless steel, brass,.....



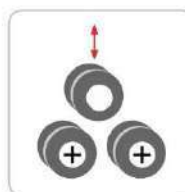
Stable guiding of the upper roll, adjustable via mm scale.



Equipped as standard with 2-step motor.



The lateral guiding rolls can be steplessly adjusted to the respective profile.



**2 bending speeds**  
2 / 4 m/min

**Bending capacity**  
see on page 70



### Standard accessories:

- Standard roll set
- Lateral guide rolls
- Foot pedal with emergency stop
- 2 step motor

Technical data	BPK 35 S
Shaft diameter	30 mm
Upper roll diameter	148 mm
Lower roll diameter	118 mm
Bending speed	2 / 4 m/min
Motor power	0,70 / 0,85 kW (400 V)
Depth	600 mm
Width	640 mm
Height	1240 mm
Weight approx.	220 kg
Art. no.	06-1201

### Optional accessories:

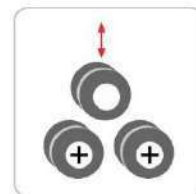
	Art. no.	excl. VAT
Twisting device	06-6208	€
Scrolling device	06-6209	€
Digital readout (only in connection with machine)	06-6218	€
Special mechanical guide rolls	06-6219	€
Set of rolls (synthetic) POM 0 - 60,3 mm, price per dimension **	06-6500B	€
Profile rolls (synthetic) POM 30 x 30 x 3 mm **	06-6501B	€
Profile rolls (synthetic) POM 40 x 40 x 5 mm **	06-6502B	€
Set of rolls (steel) 0 - 20 mm, price per dimension **	06-6503B	€
Set of rolls (steel) 21 - 60,3 mm, price per dimension **	06-6503AB	€
Profile rolls (steel) 30 x 30 x 3 mm **	06-6504B	€
Profile rolls (steel) 40 x 40 x 5 mm **	06-6505B	€

**BERNARDO**<sup>®</sup>  
www.bernardo-spain.com

# Motorized round bending machine

# BPK 50 F

- Suitable for bending pipes and profile materials made of steel, aluminum, brass,.....
- Includes foot pedal for right and left rotation and integrated emergency stop
- Infeed of the top roll is done mechanically, adjustment is read off on a mm-scale
- Powerful motor and high-quality transmission gear
- Standard with roll set for machining flat, square, T and U profiles
- Extended range of use through a variety of optional roll sets
- Guiding of the upper roll by precision ground guide bars
- Machine can be used both horizontally and vertically
- Precise work through solid machine body made of a steel cast iron construction



The lateral guiding rolls can be steplessly adjusted to the respective profile.

Stable guiding of the upper roll, adjustable via mm scale.



Horizontally and vertically useable



Standard accessories:

- Standard roll set
- Lateral guide rolls
- Foot pedal with emergency stop



Bending capacity see on page 71

### Technical data

### BPK 50 F

Shaft diameter	50 mm
Roll diameter	155 mm
Bending speed	4,5 m/min
Motor power	1,5 kW / 400 V
Depth	920 mm
Width	700 mm
Height	1310 mm
Weight approx.	390 kg
Art. no.	06-1197

### Optional accessories:

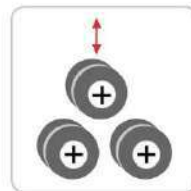
	Art. no.	excl. VAT
Set of rolls (synthetic) POM 0 - 60,3 mm, price per dimension **	06-6506	€
Profile rolls (synthetic) POM 30 x 30 x 3 mm **	06-6507	€
Profile rolls (synthetic) POM 40 x 40 x 5 mm **	06-6508	€
Profile rolls (synthetic) POM 50 x 50 x 6 mm **	06-6509	€
Set of rolls (steel) 0 - 20 mm, price per dimension **	06-6510	€
Set of rolls (steel) 21 - 60,3 mm, price per dimension **	06-6510A	€
Profile rolls (steel) 30 x 30 x 3 mm, price per dimension **	06-6511	€
Profile rolls (steel) 40 x 40 x 5 mm, price per dimension **	06-6512	€
Profile rolls (steel) 50 x 50 x 6 mm, price per dimension **	06-6513	€

# Motorized round bending machine

# BPK 55 H

Round bending machine

- Machine in stable welded steel construction for vibration-free working
- 3 motor-driven rolls ensure precise bending
- Standard with hydraulic upper roll feed
- All control elements on the mobile control panel
- Manually adjustable lateral guiding rolls
- Extended range of application due to the horizontal and vertical application possibilities
- Induction hardened and ground shafts and rolls made of special steel



Fast and easy infeed of the upper roll by means of hydraulics.



Standard roll set suitable for bending a wide variety of profiles.

**BERNARDO**  
PROFESSIONAL

Bending capacity see on page 71



### Standard accessories:

- Standard roll set
- Lateral guide rolls
- Control panel
- Hydraulic infeed of the upper roll

### Technical data

### BPK 55 H

Shaft diameter	50 / 40 mm
Upper roll diameter	162 mm
Lower roll diameter	152 mm
Bending speed	3,3 m/min
Motor power	1,5 kW / 400 V
Depth	680 mm
Width	950 mm
Height	1450 mm
Weight approx.	500 kg
Art. no.	06-1210

### Optional accessories:

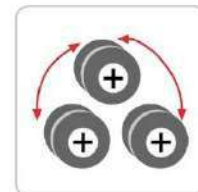
	Art. no.	excl. VAT
Set of rolls (synthetic) POM 0 - 60,3 mm, price per dimension **	06-6530	€
Profile rolls (synthetic) POM 30 x 30 x 3 mm **	06-6531	€
Profile rolls (synthetic) POM 40 x 40 x 5 mm **	06-6532	€
Profile rolls (synthetic) POM 50 x 50 x 6 mm **	06-6533	€
Set of rolls (steel) 0 - 20 mm, price per dimension **	06-6534	€
Set of rolls (steel) 21 - 60,3 mm, price per dimension **	06-6535	€
Digital readout ** (only in connection with machine) **	06-6022	€
Special rolls f. angle iron **	06-6023	€
2-speed motor **	06-6024	€

**BERNARDO**<sup>®</sup>  
www.bernardo-spain.com

# Hydraulic round bending machine

# BPK 60 H BPK 80 H

- Independent operation of the lower rolls, adjustment is hydraulic
- Operation via a mobile control panel with foot pedal
- The position of the lower rolls can be adjusted by digital display
- Drive take place by a hydraulic motor and gearbox
- Precise work through solid machine body made of a steel cast iron construction
- Induction hardened and ground shafts and rolls made of special steel
- Application both horizontally and vertically possible
- Electronic protection against overload



**BERNARDO**  
PROFESSIONAL

Bending capacity  
see on page 71

Equipped as standard with manually adjustable guiding rolls.



Including digital display for adjusting the lower rolls.



Technical data	BPK 60 H	BPK 80 H
Shaft diameter	60 mm	80 mm
Upper / lower roll diameter	177 mm	245 mm
Bending speed	6,4 m/min	4,2 m/min
Motor power	4,0 kW	5,5 kW
Voltage	400 V	400 V
Depth	940 mm	1040 mm
Width	1260 mm	1375 mm
Height	1390 mm	1540 mm
Weight approx.	1080 kg	1600 kg
Art. no.	06-1217XL	06-1218XL

**Standard accessories:**

- Standard roll set
- Lateral guide rolls
- Foot pedal with emergency stop
- Hydraulic adjustment of the lower rolls
- Digital readout for the lower rolls

# Hydraulic round bending machine

# BPK 60 H BPK 80 H

Round bending machine



Hardened and ground rolls and shafts.



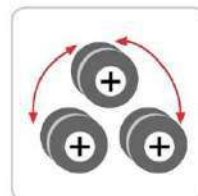
Illustration BPK 80 H with hydraulically adjustable guiding rolls in 2 directions (option).



Control panel BPK 80 H with hydraulically adjustable guiding rolls (option).



Both models can be used horizontally and vertically.



**BERNARDO**  
www.bernardo.com  
**PROFESSIONAL**



BPK 80 H with hydraulically adjustable guiding rolls (optional)

**Bending capacity**  
see on page 72

**Horizontally and vertically useable**

### Optional accessories:

- Hydraulic guide rolls f. BPK 80 H <sup>1</sup>\*\*
- Digital readout for hydraulic guide rolls for BPK 80 H <sup>1</sup>\*\*
- NC-control system AK 300 for BPK 60 H <sup>1</sup>\*\*
- NC control system AK 300 for BPK 80 H <sup>1</sup>\*\*
- Special guide rolls for angle material f. BPK 60 H \*\*
- Special guide rolls for angle material f. BPK 80 H \*\*
- Variable bending speed f. BPK 60 H / BPK 80 H <sup>1</sup>\*\*
- Various set of rolls

Art. no.	excl. VAT
06-6195	€
06-6197	€
06-6183	€
06-6198	€
06-6182	€
06-6196	€
06-6194	€

<sup>1</sup> Only in connection with machine

# Comparative table bending capacities

# RBM BPK

	Profile*	RBM 25 / RBM 25 M			RBM 35			BPK 35 S		
		Dimension mm	min. Ø	Rolls	Dimension mm	min. Ø	Rolls	Dimension mm	min. Ø	Rolls
1		35 x 35 x 4 30 x 30 x 4	800 400	B6	40 x 40 x 2 / 3 / 4 / 5	400 (at 2 mm)	A	40 x 40 x 5 30 x 30 x 4	600 300	B
2		35 x 35 x 4 30 x 30 x 4	800 400	B6	40 x 40 x 2 / 3 / 4 / 5	400 (at 2 mm)	A	35 x 35 x 5 30 x 30 x 4	600 400	B
3		35 x 35 x 4 30 x 35 x 4	600 400	A	50 x 50 x 2 / 3 / 4 / 5	400 (at 2 mm)	A	50 x 50 x 6 20 x 20 x 3	600 400	A
4		35 x 35 x 4,0 30 x 30 x 4,0	600 400	A	50 x 25 x 2 / 3 / 4 / 5	300 (at 2 mm)	A	50 x 50 x 6 20 x 20 x 3	600 400	A
5		-----	-----	-----	-----	-----	-----	50 x 50 x 6 20 x 20 x 3	600 400	A
6		30 x 10 20 x 5	500 190	A	30 x 15	500	A	50 x 10 20 x 6	800 300	A
7		50 x 10 20 x 5	400 160	A	50 x 15	350	A	80 x 15 30 x 6	700 400	A
8		20 x 20 10 x 10	500 160	A	25 x 25	700	A	30 x 30 10 x 10	900 200	A
9		Ø 27 Ø 17	500 160	B1	Ø 15 / Ø 20 Ø 25 / Ø 30	600	A	Ø 30 Ø 10	900 200	B
10		Ø 31,8 x 2,9 Ø 26,9 x 2,6	700 500	B2	Ø 60,3 x 2	1000	B	Ø 60,3 x 2 Ø 25 x 2	1000 700	B
11		Ø 1" x 2 Ø 3/4" x 1,6	800 400	B3	Ø 1 1/2" x 2	900	B	Ø 1 1/2" x 2,6	600	B
12		38 x 20 x 2 30 x 15 x 1,5	1000 600	B4	50 x 30 x 3	1200	A	50 x 30 x 3 40 x 20 x 2	1200 800	B
13		30 x 30 x 2 20 x 20 x 2	900 600	B5	40 x 40 x 3	1000	A	40 x 40 x 3 30 x 30 x 2	1200 800	B
14		-	-	-	-	-	-	-	-	-
15		-	-	-	-	-	-	-	-	-
16		-	-	-	-	-	-	-	-	-
17		-	-	-	-	-	-	-	-	-
18		-	-	-	-	-	-	-	-	-
19		-	-	-	-	-	-	-	-	-
20		-	-	-	-	-	-	-	-	-
		A: Standard rolls / B: Special rolls								

\* Yield strength  $\geq 4 \text{ kg} / \text{mm}^2$

# Comparative table bending capacities

# BPK

Round bending  
machine

	Profile*	BPK 50 F			BPK 55 H			BPK 60 H		
		Dimension mm	min. Ø	Rolls	Dimension mm	min. Ø	Rolls	Dimension mm	min. Ø	Rolls
1		60 x 60 x 6 50 x 50 x 5	1200 850	B	50 x 50 x 5 25 x 25 x 3	600 350	A, E	50 x 50 x 5 30 x 30 x 3	500 250	A, E
2		50 x 50 x 6 30 x 30 x 3	1300 700	B	45 x 45 x 5 25 x 25 x 3	600 400	A, E	50 x 50 x 6 30 x 30 x 3	1000 400	A, E
3		60 x 60 x 7 50 x 50 x 6	900 650	A	50 x 50 x 6	600	A	80 x 80 x 6 70 x 70 x 8	1200 1000	A
4		60 x 60 x 7 50 x 50 x 6	900 650	B	50 x 50 x 6	600	A	80 x 80 x 6 70 x 70 x 8	1000 300	A
5		60 x 60 x 7 50 x 50 x 6	900 650	B	50 x 50 x 6	600	A	-	-	-
6		60 x 10 40 x 10	800 500	A	60 x 10 20 x 10	800 300	A	80 x 25 40 x 10	2100 220	A
7		100 x 15 60 x 10	750 600	A	80 x 15	600	A	80 x 20 50 x 5	1200 200	A
8		35 x 35 20 x 20	1200 400	A	32 x 32	700	A	35 x 35 15 x 15	1400 300	A
9		Ø 35 Ø 30	800 500	B	Ø 35	700	B	Ø 40 Ø 20	800 300	B
10		Ø 70 x 2 Ø 30 x 2	1200 500	B	Ø 60,3 x 2 Ø 15 x 1	1000 350	B	Ø 70 x 2 Ø 25 x 1,5	1600 200	B
11		Ø 2" x 2,9 Ø 1" x 2,0	1200 350	B	Ø 2" x 2,9	1000	B	Ø 2" x 3,18 Ø 3/4" x 2,3	1000 2000	B
12		70 x 30 x 2 50 x 40 x 3	1500 1500	B	60 x 30 x 3		B	80 x 30 x 3 30 x 15 x 1,5	6000 300	B
13		50 x 50 x 3 40 x 40 x 3	2000 800	B	45 x 45 x 3		B	60 x 60 x 3 20 x 20 x 2	4000 240	B
14		UNP 80 UNP 60	1000 550	A	UNP 80	800	B	UNP 80 UNP 30	800 300	A, D
15		UNP 80 UNP 30	1200 800	A	UNP 80	1200	B	UNP 80 UNP 30	1000 300	A, D
16		-	-	-	-	-	-	-	-	-
17		-	-	-	-	-	-	-	-	-
18		-	-	-	-	-	-	-	-	-
19		-	-	-	-	-	-	-	-	-
20		-	-	-	-	-	-	-	-	-

A: Standard rolls / B: Special rolls / D: Special tool for bending without deformation and for serial production  
E: Special tool for angle iron

\* Yield strength 24 kg / mm<sup>2</sup>

# Comparative table bending capacities

	Profile*	BPK 80 H			BPK 100 H			BPK 120 H		
		Dimension mm	min. Ø	Rolls	Dimension mm	min. Ø	Rolls	Dimension mm	min. Ø	Rolls
1		80 x 80 x 5 35 x 35 x 3	1600 500	A, E	100 x 100 x 10 50 x 50 x 6	1400 700	A, E, F	120 x 120 x 15 50 x 50 x 5	1300 650	A, E, F
2		80 x 80 x 8 40 x 40 x 4	2000 600	A, E	100 x 100 x 12 50 x 50 x 6	1600 800	A, E	120 x 120 x 15 50 x 50 x 5	1300 650	A, E,
3		80 x 80 x 8 70 x 30 x 4	1400 400	A	100 x 100 x 12	1200	A	120 x 120 x 15	1200	A
4		80 x 80 x 8 30 x 30 x 4	1400 400	A	100 x 100 x 12	1200	A	100 x 100 x 15	1200	A
5		-	-	-	120 x 120 x 10	1200	A	130 x 130 x 12	1300	A
6		100 x 20 40 x 10	2100 300	A	120 x 25 40 x 10	1600 400	A, F	140 x 30 40 x 10	3000 500	A, F
7		120 x 30 50 x 10	600 260	A	200 x 35 60 x 10	1000 400	A, F	200 x 50	1000	A, F
8		45 x 45 30 x 30	1000 300	A	60 x 60 30 x 30	800 400	A, F	75 x 75	800	A, F
9		Ø 60 Ø 35	1000 300	B	Ø 70 Ø 40	1000 500	B	Ø 85	900	B
10		Ø 101,6 x 2,9 Ø 40 x 2	2000 400	B	Ø 139,7 x 2,9 Ø 50 x 2	1600 400	B	Ø 159 x 4 Ø 51 x 2	3000 600	B
11		Ø 3" x 4 Ø 1 1/2" x 3,18	1600 400	B	Ø 4" x 4,5 Ø 2" x 3,18	1600 500	B	Ø 5" x 5,4 Ø 3 1/2" x 3,18	1600 1200	B
12		100 x 40 x 3,2 50 x 25 x 2	3000 600	B	140 x 40 x 3 40 x 20 x 2	4000 500	B	140 x 50 x 5	-	B
13		70 x 70 x 4 40 x 40 x 2,7	3000 500	B	90 x 90 x 4 50 x 50 x 2,5	1200 500	B	90 x 90 x 8	-	B
14		UNP 140 UNP 60	1200 400	A, D	UNP 200 UNP 180	1200 800	A, D, F	UNP 240	1000	A, D, F
15		UNP 140 UNP 60	1200 400	A, D	UNP 200 UNP 180	1200 800	A, D, F	UNP 240	1200	A, D, F
16		INP 120	500	B	INP 200	1000	A, D, F	INP 240	1200	A, D, F
17		-	-	-	-	-	-	HEA 140 HEB 120	1200 1300	A, D, F
18		-	-	-	-	-	-	UNP 100	8000	B, C
19		-	-	-	-	-	-	INP 140	6000	B, C
20		-	-	-	-	-	-	HEA 120 HEB 100	2600 1500	B, C

A: Standard rolls / B: Special rolls / C: Special tool for bending of H-, I- and U-profiles / D: Special tool for bending without deformation and for serial production / E: Special tool for angle iron / F: Tie bar



# Comparative table bending capacities

# BPK

Round bending  
machine

	Profile*	BPK 180 H			BPK 240 H			BPK 280 H		
		Dimension mm	min. Ø	Rolls	Dimension mm	min. Ø	Rolls	Dimension mm	min. Ø	Rolls
1		150 x 150 x 15	1000	A, E, F	160 x 160 x 19	1600	A, D	200 x 200 x 20	3000	A, D
2		130 x 130 x 14	1200	A, E	150 x 150 x 20	1600	A, D	180 x 180 x 16	3000	A, D
3		150 x 150 x 15	1200	A	160 x 160 x 20	1400	A, D	200 x 200 x 20	1800	A, D
4		130 x 130 x 15	1700	A	150 x 150 x 20	2000	A, D	180 x 180 x 18	2500	A, D
5		150 x 150 x 15	1300	A	160 x 160 x 20	1500	A, D	200 x 200 x 20	2000	A, D
6		150 x 35	1000	A, F	175 x 40	1300	A	200 x 50	2000	A
7		250 x 40	1400	A, F	350 x 50	900	A	400 x 60	2000	A
8		90 x 90	1200	A, F	110 x 110	1500	A	130 x 130	2000	A
9		Ø 110	1100	B	Ø 130	1600	B	Ø 150	1500	B
10		Ø 168,3 x 7,1	2500	B	Ø 219,1 x 8	2500	B	Ø 273 x 9,27	4200	B
11		-	-	B	-	-	B	-	-	B
12		140 x 70 x 5	-	B	200 x 75 x 8	-	B	230 x 100 x 10	-	B
13		100 x 100 x 10	1500	B	150 x 150 x 8	-	B	180 x 180 x 12	-	B
14		UNP 300	1100	B	UNP 360	1200	B	UNP 450	2000	B
15		UNP 300	1100	B	UNP 360	1400	B	UNP 450	2000	B
16		INP 300	1200	B, C	INP 360	1500	B	INP 450	2000	B
17		HEA 180 HEB 160	2000 1800	B, C	HEA 240 HEB 200	1500 1500	B	HEA 280 HEB 240	2000 2000	B
18		UNP 160	8000	B, C	UNP 160	8000	B, C	UNP 240	12000	B, C
19		INP 160	3500	B, C	INP 200	5000	B, C	INP 240	10000	B, C
20		HEA 120 HEB 120	3500 2800	B, C	HEA 180 HEB 160	4500 3200	B, C	HEA 200 HEB 180	9000 3600	B, C
A: Standard rolls / B: Special rolls / C: Special tool for bending of H-, I- and U-profiles / D: Special tool for bending without deformation and for serial production / E: Special tool for angle iron / F: Tie bar										

\* Yield strength 24 kg / mm<sup>2</sup>

# Manual notching machine

# AK 80 F

- Compact notching machine, serially with stand
- Power is transmitted to the workpiece by foot pedal
- For notching up to max. 80 x 80 mm, cutting angle 90°
- Durable precision by re-adjustable guides
- Notch with burr-free cut, without deformation of the cutting edges
- For rational working, standard with adjustable stops
- Cuttings blade made of surface hardened tool steel



Easy adjustment of the cutting gap.



For rational working, standard with adjustable stops.

Cutting angle 90°



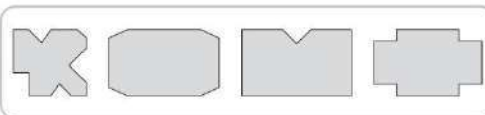
## Standard accessories:

- 1 set cutting knives
- 2 material fence
- Protective cover
- Foot pedal
- Stand

## Technical data

## AK 80 F

Sheet thickness max. (400 N / mm <sup>2</sup> )	1,5 mm
Max. cutting length at 90°	80 x 80 mm
Cutting angle	90°
Stroke	30 mm
Table size	260 x 260 mm
Width	320 mm
Depth	400 mm
Height	1050 mm
Weight approx.	74 kg
Art. no.	06-1049



Examples of use

## Optional accessories:

Set of knives

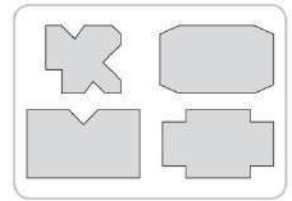
Art. no. 06-6031  
excl. VAT €

**BERNARDO**  
SEMIPROFESSIONAL

# Manual notching machine

# AK 100

- Torsion-free construction made of high quality cast iron
- Notch with burr-free cut, without deformation of the cutting edges
- Durable precision by re-adjustable guides
- Mechanical power transmission by means of eccentric
- Cuttings blade made of surface hardened tool steel
- For punching corners, shapes, etc. up to max. 100 x 100 mm
- Adjustable stops with scales, ideal for serial production



Examples of use



Guidings are adjustable free of clearance.



Adjustable stops with scales, ideal for serial production

**BERNARDO**  
www.bernardo-spain.com  
**PROFESSIONAL**

Cutting angle 90°

Adjustable guides

Robust construction



## Standard accessories:

- 1 set cutting knives
- 2 material fence
- Protective cover

## Technical data AK 100

Sheet thickness max. (400 N / mm <sup>2</sup> )	3,0 mm
Max. cutting length at 90°	100 x 100 mm
Cutting angle	90°
Stroke	30 mm
Table size	380 x 280 mm
Width	380 mm
Depth	380 mm
Height	1400 mm
Weight approx.	90 kg
Art. no.	06-1047

## Optional accessories:

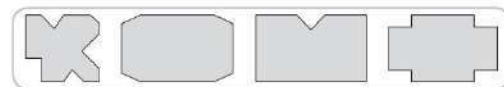
Set of knives

Art. no. excl. VAT  
06-6029 €

# Manual notching machine

# AK 125

- Compact design, ideally suited for mobile use
- Standard with adjustable stops on the work table
- Notch with burr-free cut, without deformation of the cutting edges
- Re-adjustable guides for durable precision
- Cuttings blade made of surface hardened tool steel
- Mechanical power transmission by means of eccentric
- Body made of high quality cast iron for precise work



Examples of use



Readjustable guiding for durable precision.



Adjustable stops, ideal for serial production.



For notching up to max. 125 x 125 mm, cutting angle 90°

**BERNARDO**  
SEMIPROFESSIONAL

Best  
Price



## Technical data

## AK 125

Sheet thickness max. (400 N / mm <sup>2</sup> )	1,5 mm
Max. cutting length at 90°	125 x 125 mm
Cutting angle	90°
Stroke	20 mm
Table size	365 x 265 mm
Width	365 mm
Depth	320 mm
Height	600 mm
Weight approx.	28 kg
Art. no.	06-1048

## Standard accessories:

- 1 set cutting knives
- 2 material fence
- Protective cover

## Optional accessories:

Set of knives

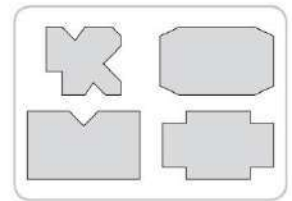
Art. no. excl. VAT  
06-6028 €

Adjustable  
guides

# Manual notching machine

# AK 150

- Notch with burr-free cut, without deformation of the cutting edges
- For punching corners, shapes, etc. up to max. 150 x 150 mm
- Body made of high quality cast iron for precise work
- For rational working, standard with adjustable stops
- Cuttings blade made of surface hardened tool steel
- Durable precision by re-adjustable guides
- Torsion-free construction made of high quality cast iron



Examples of use

**BERNARDO**  
SEMIPROFESSIONAL

Cutting angle 90°




Adjustable stops with scales.



Mechanical power transmission by means of eccentric.



Increased safety due to standard protective cover.



## Technical data

## AK 150

Sheet thickness max. (400 N / mm <sup>2</sup> )	1,5 mm
Max. cutting length at 90°	150 x 150 mm
Cutting angle	90°
Stroke	20 mm
Table size	457 x 305 mm
Width *	460 mm
Depth*	630 mm
Height *	1480 mm
Weight approx. *	73 kg
Art. no.	06-1050

\* with stand

## Standard accessories:

- 1 set cutting knives
- 2 material fence
- Protective cover


## Optional accessories:

Stand	Art. no.	excl. VAT
Set of knives	06-6025	€
	06-6030	€

# Pneumatic notching machine

# AK 130 P

- Notch with burr-free cut, without deformation of the cutting edges
- Machine body made of high quality cast iron, base made of sheet steel
- Cuttings blade made of surface hardened tool steel
- Effort-saving work by pneumatic drive
- Operation by foot pedal, therefore both hands free for the workpiece
- Large-sized working table with integrated scales
- T-slots for exact guidance of the tiltable stops
- Protective cover in front of the cutting knives for high safety



Precision cutting blades made of surface-hardened steel.



Serially with tiltable stops.



High-quality pneumatic components for trouble-free working.



Protective cover out of Plexiglas, therefore optimal view to the cutting edge

**BERNARDO**  
Máquinas - Aulas  
**PROFESSIONAL**

Cutting area  
130 x 130 mm



## Technical data

## AK 130 P

Sheet thickness max. (400 N / mm <sup>2</sup> )	3,0 mm
Sheet thickness max. (600 N / mm <sup>2</sup> ) *	1,5 mm
Max. cutting length at 90°	130 x 130 mm
Cutting angle	90°
Max. cutting pressure	2,2 t
Strokes / min	50
Table size	600 x 460 mm
Width	630 mm
Depth	670 mm
Height	1260 mm
Weight approx.	160 kg.
Art. no.	06-1051

\* Values for stainless steel, only possible with optional knife set

## Standard accessories:

- 1 set cutting knives
- 2 tiltable material fence
- Plexiglas protective cover
- Foot pedal
- Angle gauge
- Stand

## Optional accessories:

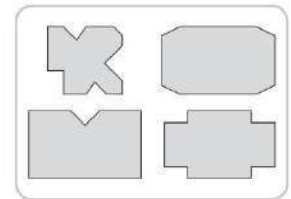
- Upper knives
- Lower knives
- Upper knives for stainless steel
- Lower knives for stainless steel

Art. no.	excl. VAT
06-6032	€
06-6032A	€
06-6032B	€
06-6032C	€

# Pneumatic notching machine

# AK 150 P

- Effort-saving work by pneumatic drive
- Operation by foot pedal, therefore both hands free for the workpiece
- Machine body made of high quality cast iron, base made of sheet steel
- T-slots for exact guidance of the tiltable stops
- Notch with burr-free cut, without deformation of the cutting edges
- Cuttings blade made of surface hardened tool steel
- Large-sized working table with integrated scales
- Protective cover in front of the cutting knives for high safety



Examples of use



Serially with angle gauge.



High-quality pneumatic cylinder for trouble-free working.



Cutting angle 90°

Cutting area  
150 x 150 mm

Technical data	AK 150 P
Sheet thickness max. (400 N / mm <sup>2</sup> )	2,0 mm
Sheet thickness max. (600 N / mm <sup>2</sup> ) *	1,0 mm
Max. cutting length at 90°	150 x 150 mm
Cutting angle	90°
Max. cutting pressure	2,2 t
Strokes / min	40
Table size	600 x 460 mm
Width	630 mm
Depth	670 mm
Height	1260 mm
Weight approx.	170 kg
Art. no.	06-1052

\* Values for stainless steel only possible with optional knife set

### Standard accessories:

- 1 set cutting knives
- 2 tiltable material fence
- Plexiglas protective cover
- Foot pedal
- Angle gauge
- Stand

### Optional accessories:

- Upper knives
- Lower knives
- Upper knives for stainless steel
- Lower knives for stainless steel

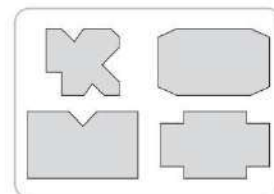
Art. no.	excl. VAT
06-6033	€
06-6033A	€
06-6033B	€
06-6033C	€



# Hydraulic notching machine

# HA 200 x 4

- Cuttings blade made of surface hardened tool steel
- Fixed cutting angle of 90°, cutting length max. 200 mm
- Operation by foot pedal, therefore both hands free for the workpiece
- Exact cutting results by cutting knives with negative angle
- Standard with foot pedal and emergency stop button
- Large sized work table with T-slots
- Easy adjustment of the stops by scales
- For notching mild steel up to 4 mm, stainless steel (option) up to 2 mm thickness
- Protective cover made of Plexiglas, therefore optimal view of the cutting edge



Examples of use



Exact adjustment of the stops by integrated scales in the machine table.



Clearly arranged switching elements directly on the electrical box.



Example of use

**BERNARDO**  
PROFESSIONAL



## Technical data

## HA 200 x 4

Sheet thickness max. (400 N / mm <sup>2</sup> )	4,0 mm
Sheet thickness max. (600 N / mm <sup>2</sup> ) *	2,0 mm
Max. cutting length	200 x 200 mm
Cutting angle	90°
Strokes / min	50
Table size	700 x 600 mm
Motor power	2,25 kW / 400 V
Width	870 mm
Depth	700 mm
Height	1010 mm
Weight approx.	379 kg
Art. no.	06-1885

\* Value for stainless steel, only possible with optional knife set

## Standard accessories:

- 1 set cutting knives
- 2 tiltable material fence
- Plexiglas protective cover
- Foot pedal with emergency stop

## Optional accessories:

- Upper knives
- Lower knives
- Upper knives for stainless steel
- Lower knives for stainless steel
- Chip tray

Art. no.	excl. VAT
06-6034	€
06-6035	€
06-6034B	€
06-6035B	€
06-6038	€

**Best  
Price**



# Hydraulic notching machine

# HA 220 x 6

- For punching corners, shapes, etc. up to max. 220 x 220 mm
- Operation by foot pedal, therefore both hands free for the workpiece
- Exact cutting results by cutting knives with negative angle
- For notching mild steel up to 6 mm, stainless steel (option) up to 3 mm thickness
- Standard with foot pedal and emergency stop button
- Cuttings blade made of surface hardened tool steel
- Large sized work table with T-slots
- Easy adjustment of the stops by scales
- Fixed cutting angle of 90°, cutting length max. 220 mm



Protective cover made of Plexiglas, therefore optimal view of the cutting edge



The T-slots in the work table provide precise guidance of the stops.



Examples of use

### Standard accessories:

- 1 set cutting knives
- 2 tiltable material fence
- Plexiglas protective cover
- Foot pedal with emergency stop



### Technical data

### HA 220 x 6

Sheet thickness max. (400 N / mm <sup>2</sup> )	6,0 mm
Sheet thickness max. (600 N / mm <sup>2</sup> ) *	3,0 mm
Max. cutting length	220 x 220 mm
Cutting angle	90°
Strokes / min	15
Table size	650 x 650 mm
Motor power	3,0 kW / 400 V
Width	700 mm
Depth	650 mm
Height	1090 mm
Weight approx.	495 kg
Art. no.	06-1886

\* Values for stainless steel. only possible with optional knife set

### Optional accessories:

	Art. no.	excl. VAT
Upper knives	06-6036	€
Lower knives	06-6037	€
Upper knives for stainless steel	06-6036B	€
Lower knives for stainless steel	06-6037B	€
Chip tray	06-6038	€

# Universal machines 3 in 1 - 200 / 3 in 1 - 305 / 3 in 1 - 760

- Universal machines for round bending, folding and cutting
- Ideally suited to tight spaces for coachbuilders, modellers but also for use on construction sites
- Incl. adjustable backgauge and folding segments
- The segments of the folding machine start at 25 mm
- Various bending possibilities due to removable folding segments
- Automatic workpiece clamping during cutting
- Ground knife bar made of high quality steel
- Optimum price-performance ratio



When cutting, the workpiece is automatically clamped.



The removable inserts result in a high number of bending possibilities.



Example of use

- **Bending segments 3 in 1 - 200**  
25 | 51 | 63 | 76 mm
- **Bending segments 3 in 1 - 305**  
25 | 2 x 50 | 77 | 103 mm
- **Bending segments 3 in 1 - 760**  
25 | 50 | 75 | 155 | 205 | 255 mm



Technical data	3 in 1 - 200	3 in 1 - 305	3 in 1 - 760	3 in 1 - 1016	3 in 1 - 1320 S
Working length	215 mm	305 mm	760 mm	1016 mm	1320 mm
Sheet thickness max. (400 N / mm <sup>2</sup> )	0,8 mm	0,8 mm	0,8 mm	1,0 mm	1,0 mm
Bending angle	90°	90°	90°	90°	90°
Roll diameter	24 mm	38 mm	38 mm	42 mm	50 mm
Working height with stand	650 mm	670 mm	710 mm	710 mm	740 mm
Width	400 mm	560 mm	1100 mm	1360 mm	1710 mm
Depth	270 mm	380 mm	750 mm	750 mm	930 mm
Height *	270 mm	380 mm	1190 mm	1210 mm	1300 mm
Weight approx.	17,5 kg	42 kg	130 kg	220 kg	398 kg
Art. no.	06-1259	06-1260	06-1265	06-1270	06-1275B

\* without stand

# Universal machines

# 3 in 1 - 1016

# 3 in 1 - 1320 S

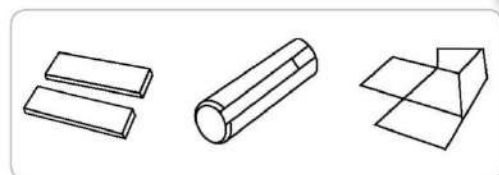
**BERNARDO®**  
www.bernardo-spain.com  
**SEMIPROFESSIONAL**



Backgauge for serial production included.



Upper and lower rollers are equipped with wire insert grooves as standard.



Examples of use

### Standard accessories:

- Ground knife bar
- Folding bar with segments
- Bending prism
- Adjustable backgauge
- Front material support

### Optional accessories:

- Stand C for 3 in 1 - 200
- Stand C for 3 in 1 - 305
- Stand C for 3 in 1 - 760
- Stand C for 3 in 1 - 1016
- Stand C for 3 in 1 - 1320 S

Art. no.	excl. VAT
06-6039	€
06-6041	€
06-6042	€
06-6043	€
06-6044B	€

- **Bending segments 3 in 1 - 1016**  
25 | 40 | 50 | 100 | 175 | 255 | 380 mm
- **Bending segments 3 in 1 - 1320 S**  
25 | 51 | 76 | 151 | 203 | 2 x 255 | 300 mm

# Universal machines 3 in 1 - 305 Profi 3 in 1 - 760 Profi

- Heavy machine components, bronze bushings, tight manufacturing tolerances, etc. ensure the highest level of accuracy and long life
- Universal machines for round bending, folding and cutting
- Ideally suited to tight spaces for coachbuilders, modellers but also for use on construction sites
- Incl. adjustable backgauge and folding segments
- Various bending possibilities due to removable folding segments
- Ground knife bar made of high quality steel
- High upper beam for the production of high folded profiles



Due to the individually removable segments also boxes can be bent.



The bronze bushing ensures a long life span.



Serially with backgauge.



Automatic downholder for fixing the sheet metal.

- **Bending segments 3 in 1 - 305 Profi**  
76 | 76 | 152 mm
- **Bending segments 3 in 1 - 760 Profi**  
25 | 50 | 76 | 101 | 101 | 151 | 255 mm
- **Bending segments 3 in 1 - 1060 Profi**  
25 | 38 | 50 | 67 | 100 | 150 | 255 | 375 mm



Technical data	3 in 1 - 305 Profi	3 in 1 - 760 Profi	3 in 1 - 1060 Profi
Working length	300 mm	760 mm	1060 mm
Sheet thickness max. (400 N / mm <sup>2</sup> )	1,0 mm	1,0 mm	1,0 mm
Bending angle	90°	90°	90°
Roll diameter	32 mm	38 mm	42 mm
Working height with stand	695 mm	750 mm	770 mm
Width	630 mm	1140 mm	1450 mm
Depth	390 mm	760 mm	760 mm
Height *	470 mm	650 mm	690 mm
Weight approx.	78 kg	200 kg	320 kg
Art. no.	06-1276	06-1277	06-1278

\* withc

# Universal machines

## 3 in 1 - 1060 Profi



Removable segments  
for bending of boxes

Forward swivelling upper roller  
for easy removal of the finished  
workpiece.

The removable inserts result in a high  
number of bending possibilities. Serially with wire insert grooves.



Example of use



Support table with right-angled  
stop on both sides.



Backgauge for serial production  
included.

Heavy cast iron  
execution

For bending up  
to max. 90°



### Standard accessories:

- Ground knife bar
- Folding bar with segments
- Bending prism
- Adjustable backgauge
- Front material support
- 2 side stops



Examples of use



# Folding machines

## SB 305 S

## SB 610 S

- Manual bending machine for standard tasks
- Pivoting movement of the bending beam via bow handle
- Upper beam rail with point angle 45°
- Inexpensive entry-level model for the craftsman
- User-friendly upper beam infeed via eccentric
- Removeable segments for bending of boxes
- Secure clamping of the sheet metal by means of a special clamping device



Segmented upper beam for a variety of bending options.



Special clamping device for secure clamping.

**Inexpensive  
entry-level models**

#### Standard accessories:

- Segmented upper beam
- Bending segments SB 305 S  
26 | 2 x 51 | 76 | 101 mm
- Bending segments SB 610 S  
26 | 52 | 76 | 203 | 253 mm



**Removable segments for  
bending of boxes**

Technical data	SB 305 S	SB 610 S	SB 915 S	SB 1220 S
Working length	305 mm	610 mm	920 mm	1220 mm
Sheet thickness max. (400 N / mm <sup>2</sup> )	1,0 mm	1,0 mm	1,0 mm	1,5 mm
Max. opening	27 mm	24 mm	25 mm	40 mm
Bending angle	0 - 135°	0 - 135°	0 - 135°	0 - 135°
Working height with stand	890 mm	870 mm	900 mm	900 mm
Width	510 mm	820 mm	1130 mm	1520 mm
Depth	280 mm	280 mm	320 mm	360 mm
Height *	365 mm	370 mm	420 mm	530 mm
Weight approx. ca.	25 kg	44 kg	70 kg	135 kg
Art. no.	06-1310B	06-1315B	06-1320B	06-1325B

\* without stand

# Folding machines

# SB 915 S SB 1220 S

Folding machines



Due to the individually removable segments also boxes can be bent.



Easy lifting of the upper beam by lever.

For bending up to max. 45°

Segmented upper beam

Optional accessories:	Art. no.	excl. VAT
Stand E for SB 305 S	06-6066B	€
Stand E for SB 610 S	06-6067B	€
Stand E for SB 915 S	06-6068B	€
Stand E for SB 1220 S	06-6069B	€

- Bending segments SB 915 S  
25 | 51 | 77 | 203 | 255 | 305 mm
- Bending segments SB 1220 S  
5 x 51 | 6 x 76 | 5 x 102 mm

# Folding machines

- Universal bending machine for plumbers and repair shops
- Solid construction in modern design
- Easy adjustment of the upper beam with foot pedal, hands are free for the workpiece
- Manual bending machine for standard bending tasks
- Segmented upper beam for a large number of bending possibilities
- Optimum price-performance ratio
- Quick and easy bending process by means of bow handle
- Easy adjustment of the lower beam to the respective sheet thickness
- High upper beam for the production of high folded profiles

Removable segments for bending of boxes



Hardened and ground segments ensure precise bending.



Due to the individually removable segments also boxes, cases, etc. can be bent.



Example of use: boxes



- **Bending segments TB 1020**  
25 | 30 | 35 | 40 | 45 | 50 | 75 | 100 | 150 | 200 | 270 mm
- **Bending segments TB 1270**  
25 | 30 | 35 | 40 | 45 | 50 | 75 | 100 | 150 | 200 | 250 | 270 mm
- **Bending segments TB 1500**  
25 | 30 | 35 | 40 | 45 | 50 | 75 | 100 | 150 | 200 | 2x 250 | 270 mm

Technical data	TB 1020	TB 1270	TB 1500
Working length	1020 mm	1270 mm	1500
Sheet thickness max. (400 N / mm <sup>2</sup> )	2,5 mm	2,0 mm	1,5 mm
Max. opening	48 mm	45 mm	48 mm
Bending angle	0 - 135°	0 - 135°	0 - 135°
Width	1350 mm	1620 mm	1820 mm
Depth*	1115 mm	1115 mm	1115 mm
Height	1140 mm	1150 mm	1150 mm
Weight approx. ca.	290 kg	340 kg	385 kg
Art. no.	06-1370	06-1375	06-1380

\* with backgaug

Low effort through weight balance of the bending beam

Segmented upper beam



# TB 1020 / TB 1270 / TB 1500



The setting of the desired material thickness is done quickly and easily by means of adjusting screw



Standard equipped with backgauge.



An auxiliary cylinder supports the bending process when folding.



**BERNARDO**  
PROFESSIONAL

Standard accessories:

- Segmented upper beam
- Backgauge

# Folding machines

## TBS 1020

## TBS 1270

- Segmented upper and bending beam for a wide variety of bending options
- Clamping with foot pedal, hands remain free for optimal positioning of the sheet
- Universal bending machine for plumbers and repair shops
- Solid construction in modern design
- Manual bending machine for standard bending tasks
- Optimum price-performance ratio
- Quick and easy bending process by means of bow handle
- Easy adjustment of the lower beam to the respective sheet thickness
- High upper beam for the production of high folded profiles



The large-sized guide of the bending beam ensures a precise work.



Segmented upper and bending beam for a large number of bending options.



An auxiliary cylinder supports the bending process when folding.



Technical data	TBS 1020	TBS 1270	TBS 1500
Working length	1020 mm	1270	1500 mm
Sheet thickness max. (400 N / mm <sup>2</sup> )	2,0 mm	2,0 mm	1,5 mm
Max. opening	54 mm	46 mm	43 mm
Bending angle	0 - 135°	0 - 135°	0 - 135°
Width	1350 mm	1600 mm	1820 mm
Depth*	1115 mm	1115 mm	1115 mm
Height	1170 mm	1150 mm	1150 mm
Weight approx. ca.	310 kg	360 kg	420 kg
Art. no.	06-1390	06-1395	06-1396

\* with backgauge

**Segmented upper and lower beam**

**Standard accessories:**

- Segmented upper beam
- Segmented lower beam
- Backgauge



Due to the segmented bending beam also opposite bends can be performed.




The desired material thickness can be set quickly and easily using the adjusting screw.

Low effort through weight balance of the bending beam



Standard equipped with backgauge.



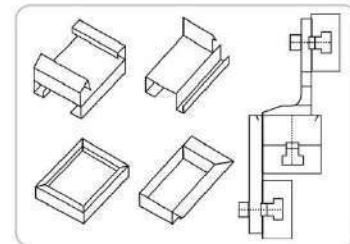
- Bending segments TBS 1020  
25 | 30 | 35 | 40 | 45 | 50 | 75 | 100 | 150 | 200 | 270 mm
- Bending segments TBS 1270  
25 | 30 | 35 | 40 | 45 | 50 | 75 | 100 | 150 | 200 | 250 | 270 mm
- Bending segments TBS 1500  
25 | 30 | 35 | 40 | 45 | 50 | 75 | 100 | 150 | 200 | 2x 250 | 270 mm

Removable segments for bending of boxes

# Folding machine

# B 1050 BOX-S

- Universal bending machine for plumbers and repair shops
- Simple pivoting movement of the bending beam by means of a bow handle
- Easy adjustment of the upper beam for efficient work
- High upper beam for the production of high folded profiles
- The inserts in the upper, lower and bending beam result in a large number of bending possibilities
- Cassettes and special profiles with opposite bends are easy to carry with these models



The removable segments allow a variety of processing options.



The wide opening allows the machining of high workpieces.



**BERNARDO**  
SEMIPROFESSIONAL

B 1050 BOX-S

**Hardened and ground segments**

Standard accessories:

- Segmented upper, lower and bending beam
- Backgauge (Flex-models)

• Bending segments B 1050 BOX-S

25 | 30 | 35 | 40 | 45 | 50 | 75 | 100 | 150 | 2 x 250 mm

Technical data	B 1050 BOX-S
Working length	1050 mm
Sheet thickness max. (400 N / mm <sup>2</sup> )	1,0 mm
Max. opening	95 mm
Bending angle	0 - 150°
Width	1320 mm
Depth	790 mm
Height	1050 mm
Weight approx. ca.	180 kg
Art. no.	06-1350B



# Folding machines

## TB 1020 Flex / TB 1270 Flex

- The inserts in the upper, lower and bending beam result in a large number of bending possibilities
- Cassettes and special profiles with opposite bends are easy to carry with these models
- Universal bending machine for plumbers and repair shops
- Simple pivoting movement of the bending beam by means of a bow handle
- Easy adjustment of the upper beam for efficient work
- High upper beam for the production of high folded profiles
- Large dimensioned flat guide for precise work
- An auxiliary cylinder supports the bending process when folding



Standard equipped with backgauge (Flex-models)

**BERNARDO**  
www.bernardo-spain.com  
**PROFESSIONAL**



Segmented upper, bottom and bending beam for a large number of bending options.



Standard with goat-foot segments, ideal for bending of e.g. boxes.



The lifting of the upper beam take place via an eccentric.



Segmented upper, lower and bending beam

Technical data	TB 1020 Flex	TB 1270 Flex
Working length	1020 mm	1270 mm
Sheet thickness max. (400 N / mm <sup>2</sup> )	2,0 mm	2,0 mm
Max. opening with segments	48 mm	48 mm
Max. opening without segments	150 mm	150 mm
Max. clearance closed	125 mm	125 mm
Bending angle	0 - 135°	0 - 135°
Backgauge	600 mm	600 mm
Working height	900 mm	900 mm
Width	1400 mm	1620 mm
Depth*	1070 mm	1070 mm
Height	1260 mm	1280 mm
Weight approx. ca.	430 kg	465 kg
Art. no.	06-1401B	06-1402B

\* with backgauge

- **Bending segments TB 1020 Flex**  
Corner segment left / right each 75 mm | 25 | 30 | 35 | 40 | 45 | 50 | 75 | 100 | 200 | 270 mm
- **Bending segments TB 1270 Flex**  
Corner segment left / right each 75 mm | 25 | 30 | 35 | 40 | 45 | 50 | 75 | 100 | 200 | 250 | 270 mm

**BERNARDO**<sup>®</sup>  
www.bernardo-spain.com

# Folding machine

# TB 2060

- Universal bending machine for plumbers and repair shops
- Solid construction in modern design
- Easy adjustment of the upper beam with foot pedal, hands are free for the workpiece
- Manual bending machine for standard bending tasks
- Segmented upper beam for a large number of bending possibilities
- An auxiliary cylinder supports the bending process when folding
- Quick and easy bending process by means of bow handle
- Easy adjustment of the lower beam to the respective sheet thickness
- High upper beam for the production of high folded profiles



Hardened and ground segments ensure precise bending.



Due to the individually removable segments also boxes can be bent.



The setting of the desired material thickness is done quickly and easily by means of adjusting screw.

**BERNARDO**  
www.bernardo-spain.com  
**PROFESSIONAL**



#### Standard accessories:

- Segmented upper beam
- Backgauge
- Bending segments  
38 | 38 | 38 | 50 | 50 | 50 | 50 | 76 |  
76 | 101 | 127 | 152 | 203 | 254 | 254 | 254 | 254 mm

#### Technical data

#### TB 2060

Working length	2065 mm
Sheet thickness max. (400 N / mm <sup>2</sup> )	1,2 mm
Max. opening	30 mm
Bending angle	0 - 135°
Width	2400 mm
Depth*	1115 mm
Height	1150 mm
Weight approx. ca.	500 kg
Art. no.	06-1381

\* with backgauge



Standard:  
Backgauge

- Segmented upper and bending beam for a wide variety of bending options
- Clamping with foot pedal, hands remain free for optimal positioning of the sheet
- Universal bending machine for plumbers and repair shops
- Solid construction in modern design
- Manual bending machine for standard bending tasks
- Large dimensioned flat guide for precise work
- Quick and easy bending process by means of bow handle
- Easy adjustment of the lower beam to the respective sheet thickness
- High upper beam for the production of high folded profiles



Segmented upper and bending beam for a large number of bending options.

Due to the segmented bending beam also opposite bends can be performed.



### Standard accessories:

- Segmented upper beam
- Segmented lower beam
- Backgauge
- Bending segments  
38 | 38 | 38 | 50 | 50 | 50 | 50 | 76 |  
76 | 101 | 127 | 152 | 203 | 254 | 254 | 254 | 254 mm

### Technical data TBS 2060

Working length	2065 mm
Sheet thickness max. (400 N / mm <sup>2</sup> )	1,2 mm
Max. opening	30 mm
Bending angle	0 - 135°
Width	2400 mm
Depth*	1115 mm
Height	1150 mm
Weight approx. ca.	520 kg
Art. no.	06-1397

\* with backgauge



An auxiliary cylinder supports the bending process when folding.

The desired material thickness can be set quickly and easily using the adjusting screw.



# Folding machine

# TB 2050 Flex

- The inserts in the upper, lower and bending beam result in a large number of bending possibilities
- Cassettes and special profiles with opposite bends are easy to carry with these models
- Universal bending machine for plumbers and repair shops
- Simple pivoting movement of the bending beam by means of a bow handle
- Easy adjustment of the upper beam for efficient work
- High upper beam for the production of high folded profiles
- Large dimensioned flat guide for precise work
- An auxiliary cylinder supports the bending process when folding

Segmented upper, lower and bending beam

**BERNARDO**  
PROFESSIONAL




Segmented upper, bottom and bending beam for a large number of bending options.



Standard with goat-foot segments, ideal for bending of e.g. boxes.



The lifting of the upper beam take place via an eccentric.



## Technical data

## TB 2050 Flex

Working length	2020 mm
Sheet thickness max. (400 N / mm <sup>2</sup> )	1,2 mm
Max. opening with segments	45 mm
Max. opening without segments	150 mm
Max. clearance closed	110 mm
Bending angle	0 - 135°
Backgauge	600 mm
Working height	900 mm
Width	2330 mm
Depth	820 mm
Height	1300 mm
Weight approx. ca.	630 kg
Art. no.	06-1403

## Standard accessories:

- Segmented upper, lower and bending beam
- Bending segments  
Corner segment left / right each 75 mm | 25 | 30 | 35 | 40 | 45 | 50 | 75 | 100 | 2 x 200 | 270 | 2 x 400 mm

## Optional accessories:

Backgauge for TB 2050 Flex

Art. no. excl. VAT  
06-6020 €



- Segmented upper beam for a large number of bending possibilities
- Universal bending machine for plumbers and repair shops
- High upper beam for the production of high folded profiles
- Quick and easy bending process by means of bow handle
- Easy adjustment of the upper beam for efficient work
- Setting of the bending angle by means of scale
- Separately removable segments for bending boxes
- Large opening for machining large workpieces
- Solid construction in modern design

Segmented upper beam



Removable segments for bending of boxes

Fast and easy adjustment of the bending angle via an easy-to-read scale.

The high upper beam allows the production of high-edged profiles, hardened and ground segments.

**BERNARDO**  
PROFESSIONAL



## Technical data

## TB 2020

Working length	2020 mm
Sheet thickness max. (400 N / mm <sup>2</sup> )	2,0 mm
Max. opening with segments	122 mm
Max. opening without segments	144 mm
Max. clearance closed	22 mm
Bending angle	0 - 135°
Working height	920 mm
Width	2750 mm
Depth	560 mm
Height	1260 mm
Weight approx. ca.	1025 kg
Art. no.	06-1405XL

## Standard accessories:

- Segmented upper beam
- Bending segments  
25 | 30 | 35 | 40 | 50 | 75 | 100 |  
150 | 200 | 300 | 500 | 510 mm

## Optional accessories:

Backgauge for TB 2020

Art. no. excl. VAT  
06-6016 €

- Easy-to-use folding machine
- Flat guide for exact movement of the upper beam
- Manually adjustable bending angle by scale
- Robust welded steel construction, designed for heavy use
- Large opening for machining large workpieces
- Optionally with backgauge for serial work
- Quick and easy bending process by means of bow handle
- Workpiece clamping by means of large-dimensioned lever



Large dimensioned guide guarantees exact bending.



Setting of the bending angle by means of scale



Desired sheet thickness easily adjustable via bending beam.



## Technical data

## BM 2020

Working length	2020 mm
Sheet thickness max. (400 N / mm <sup>2</sup> )	2,0 mm
Max. opening	124 mm
Bending angle	0 - 135°
Working height	930 mm
Width	2950 mm
Depth	560 mm
Height	1260 mm
Weight approx. ca.	1010 kg
Art. no.	06-1418XL

## Optional accessories:

Backgauge for BM 2020

Art. no. excl. VAT  
06-6016 €

- Clamping with foot pedal, hands remain free for optimal positioning of the sheet
- Long life span thanks to robust welded steel construction
- Universal bending machine for plumbers and repair shops
- Quick and easy bending process by means of bow handle
- Manual bending machine for standard bending tasks
- All bearings and guides in maintenance-free design
- Easy adjustment of the upper beam for efficient work
- Setting the sheet thickness up to max. 1.0 mm over adjusting screw



Large dimensioned flat guide for precise work.



Manual adjustment of the desired sheet thickness by means of knurled screws.



Standard with tension spring to assist in the bending process.



### Technical data **BM 3020**

Working length	3020 mm
Sheet thickness max. (400 N / mm <sup>2</sup> )	1.0 mm
Max. opening	40 mm
Bending angle	0 - 135°
Working height	890 mm
Width	3500 mm
Depth	700 mm
Height	1200 mm
Weight approx. ca.	980 kg
Art. no.	06-1419XL

### Optional accessories:

Backgauge for BM 3020

Art. no. excl. VAT

06-6019 €

# Motorized folding machines

## TBM 2020 TBM 2520

- Operation by foot pedal, hands remain free for optimum positioning of the sheet metal
- Universally applicable bending machine for professional use
- Segmented upper beam for a large number of bending possibilities
- Infeed of the upper beam and bending process are motorized
- Scale ring for setting the desired bending angle
- Increased safety thanks to integrated emergency stop switch in the foot pedal
- Robust welded steel construction for high stability
- Large-dimensioned flat guides for a precise movement of the upper beam
- Optimal power transmission from the motors to the upper or bending beam by a chain drive



Large opening of 100 mm (with segments).



The removable segments allow a variety of bending options.

- **Bending segments TBM 2020**  
25 | 30 | 35 | 40 | 45 | 50 | 75 | 100 | 150 | 200 | 200 | 270 | 400 | 400 mm
- **Bending segments TBM 2520**  
25 | 30 | 35 | 40 | 45 | 50 | 75 | 100 | 100 | 150 | 200 | 200 | 270 | 400 | 400 | 400 mm
- **Bending segments TBM 3020**  
25 | 30 | 35 | 40 | 45 | 50 | 75 | 100 | 150 | 200 | 200 | 200 | 270 | 400 | 400 | 400 | 400 mm



Technical data	TBM 2020	TBM 2520	TBM 3020
Working length	2020 mm	2520 mm	3020 mm
Sheet thickness max. (400 N / mm <sup>2</sup> )	1,5 mm	1,0 mm	1,0 mm
Max. opening with segments	100 mm	100 mm	100 mm
Max. opening without segments	135 mm	130 mm	130 mm
Max. clearance closed	35 mm	30 mm	30 mm
Bending angle	0 - 135°	0 - 135°	0 - 135°
Working height	880 mm	880 mm	880 mm
T-slot size	12 mm	12 mm	12 mm
Motor power upper beam	0,37 kW	0,37 kW	0,37 kW
Motor power bending beam	0,75 kW	0,75 kW	0,75 kW
Voltage	400 V	400 V	400 V
Width	3680 mm	3180 mm	3680 mm
Depth	630 mm	760 mm	760 mm
Height	1180 mm	1410 mm	1450 mm
Weight approx.	1050 kg	1310 kg	1630 kg
Art. no.	06-1409XL	06-1410XL	06-1411XL

**BERNARDO**  
www.bernardo-spain.com  
**PROFESSIONAL**

#### Standard accessories:

- Segmented upper beam
- Scale for bending angle
- Foot pedal with emergency stop

# Motorized folding machines

# TBM 3020

Folding machines



The robust chain drive ensures exact movement of the upper beam and clamping of the workpiece.



The setting of the desired bending angle is done by a scale ring.



**Optional accessories:**

Backgauge for TBM 2020  
 Backgauge for TBM 2520  
 Backgauge for TBM 3020

Art. no.	excl. VAT
06-6016B	€
06-6017	€
06-6018	€

# Slip rollers

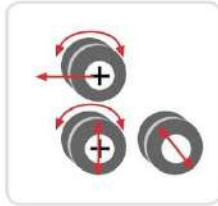
# RM 305

# RM 610

- Asymmetric roll arrangement for convenient pre-bending
- For conical rounding, the rear roller is inclined
- Bending rollers made of high quality steel
- Swiveling upper roller for easy removal of the finished workpiece
- Bottom and back roller equipped as standard with wire insert groove
- For making cones, tubes, cylinders,....
- Roller drive via a gearbox



The bending rollers are driven by a massive gear transmission.



The swivelling upper roller facilitates the removal of the finished workpiece.



Illustration without stand



Technical data	RM 305	RM 610	RM 1000	RM 1300
Roll length	305 mm	610 mm	1000 mm	1300 mm
Sheet thickness max. (400 N / mm <sup>2</sup> )	0,8 mm	0,8 mm	0,8 mm	1,5 mm
Roll diameter	25,4 mm	38 mm	50 mm	75 mm
Length	580 mm	980 mm	1500 mm	1730 mm
Depth	200 mm	220 mm	270 mm	380 mm
Height *	250 mm	330 mm	370 mm	400 mm
Weight approx.	14 kg	38 kg	86 kg	200 kg
Art. no.	06-1420	06-1425	06-1430	06-1435

\* without stand

# Slip rollers

RM 1000

RM 1300

Slip rollers



Examples of use



Inclined back roller for conical rounding

Asymmetric roll arrangement

## Optional accessories:

	Art. no.	excl. VAT
Stand A for RM 305	06-6090	€
Stand A for RM 610	06-6095	€
Stand A for RM 1000	06-6100	€
Stand A for RM 1300	06-6105	€

## Standard accessories:

- Conical bending device
- Bottom and back roller with wire insert groove

**BERNARDO**  
SEMIPROFESSIONAL

**BERNARDO**<sup>®</sup>  
www.bernardo-spain.com

# Slip rollers

# HRM 610 HRM 1000

- Upper roller with horizontal insertion groove for producing narrow radii
- Easy pre-bending due to asymmetrical roller arrangement
- Easy removal of the finished workpiece by swivelling upper roller
- Bottom and back roller equipped as standard with wire insert groove
- Optimum price-performance ratio, standard with stand
- Roller drive via a solid gear transmission
- Inclined back roller for conical rounding
- Bending rolls made of high quality steel
- For making cones, tubes, cylinders,....



The bending rollers are driven by a massive gear transmission.



Example of use

**BERNARDO**  
www.bernardo-spain.com  
**PROFESSIONAL**



#### Standard accessories:

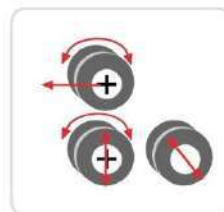
- Conical bending device
- Bottom and back roller with wire insert groove
- Stand

Technical data	HRM 610	HRM 1000	HRM 1250	HRM 2050
Roll length	610 mm	1035 mm	1275 mm	2050 mm
Sheet thickness max. (400 N / mm <sup>2</sup> )	2,0 mm	1,5 mm	1,25 mm	0,8 mm
Roll diameter	60 mm	60 mm	60 mm	60 mm
Length	1200 mm	1570 mm	1800 mm	2550 mm
Depth	550 mm	550 mm	550 mm	560 mm
Height	1030 mm	1030 mm	1030 mm	1100 mm
Weight approx.	166 kg	206 kg	236 kg	290 kg
Art. no.	06-1450	06-1455	06-1460	06-1461






The infeed of the lower and back roller is done by ergonomically mounted handwheels.



Inclined back roller for conical rounding

For the removal of the finished workpiece, the upper roller is swiveled.

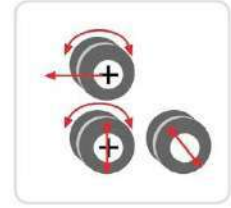
Asymmetric roll arrangement



# Slip roller

## RM 1300 x 1,5 Pro

- Easy removal of the finished workpiece by swivelling upper roller
- Bottom and back roller equipped as standard with wire insert groove
- Optimum price-performance ratio, standard with stand
- Easy pre-bending due to asymmetrical roller arrangement
- Bending rolls made of high quality steel
- For making cones, tubes, cylinders,....
- Roller drive via a solid gear transmission
- Inclined back roller for conical rounding



Exact adjustment of the back roller by scale.



Bottom and back roller as standard with wire insert grooves.



The swiveling top roller facilitates the removal of the finished workpiece.

**BERNARDO**  
PROFESSIONAL



### Technical data

### RM 1300 x 1,5 Pro

Roll length	1300 mm
Sheet thickness max. (400 N / mm <sup>2</sup> )	1,5 mm
Roll diameter	75 mm
Length	1850 mm
Depth	520 mm
Height	970 mm
Weight approx.	315 kg
Art. no.	06-1464

### Standard accessories:

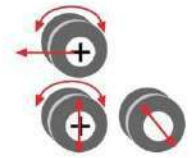
- Conical bending device
- Bottom and back roller with wire insert groove
- Stand

# Motorized slip roll machine

# ESR 1020 x 2,0


- Standard with separate foot pedal with emergency stop function
- For rolling of steel sheet, stainless steel and aluminum
- Conical bending device included
- Powerful drive motor for optimal working
- Bottom and back roller equipped as standard with wire insert groove
- Bending rolls made of high quality steel
- For making cones, tubes, cylinders,....
- Increased safety when working over safety rope with automatic switch-off

Conical bending device as standard



Bottom and back roller with wire insert groove

Asymmetric roll arrangement



Forward swivelling upper roller for easy removal of the finished workpiece.

Clearly arranged switching and operating elements on the side of the machine body.

Easy infeed of the lower and back roller by handles.



## Technical data

## ESR 1020 x 2,0

Roll length	1070 mm
Sheet thickness max. (400 N / mm <sup>2</sup> )	2,0 mm
Roll diameter	75 mm
Roll speed	6 m/min
Motor power	0,75 kW
Width	1500 mm
Depth	600 mm
Height	900 mm
Weight approx.	260 kg
Art. no.	06-1470

**BERNARDO**  
www.bernardo-spain.com  
**SEMIPROFESSIONAL**

## Standard accessories:

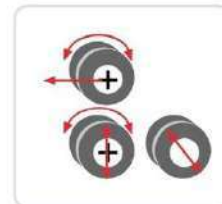
- Foot pedal with emergency stop
- Conical bending device
- Safety device via rope
- Bottom and back roller with wire insert groove

**BERNARDO**<sup>®</sup>  
www.bernardo-spain.com

# Motorized slip roll machine

# ESR 1300 x 1,5

- Standard with separate foot pedal with emergency stop function
- For rolling of steel sheet, stainless steel and aluminum
- Conical bending device included
- Powerful drive motor for optimal working
- Bottom and back roller equipped as standard with wire insert groove
- Bending rolls made of high quality steel
- For making cones, tubes, cylinders,....
- Increased safety when working over safety rope with automatic switch-off



Forward swivelling upper roller for easy removal of the finished workpiece.



Easy infeed of the lower and back roller by handles.



Powerful drive motor with 0.75 kW for a uniform drive of the rollers.

Conical bending device as standard

Bottom and back roller with wire insert groove

Asymmetric roll arrangement



## Technical data

## ESR 1300 x 1,5

Roll length	1300 mm
Sheet thickness max. (400 N / mm <sup>2</sup> )	1,5 mm
Roll diameter	75 mm
Roll speed	6 m/min
Motor power	0,75 kW
Width	1700 mm
Depth	640 mm
Height	900 mm
Weight approx.	300 kg
Art. no.	06-1475

## Standard accessories:

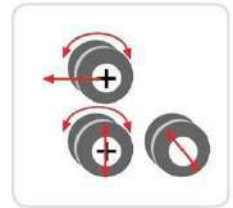
- Foot pedal with emergency stop
- Conical bending device
- Safety device via rope
- Bottom and back roller with wire insert groove

**BERNARDO**  
SEMIPROFESSIONAL

# Motorized slip roll machine

# ESR 1300 x 1,6 Pro


- Bottom and back roller equipped as standard with wire insert groove
- For rolling of steel sheet, stainless steel and aluminum
- Standard with separate foot pedal with emergency stop function
- Bending rolls made of high quality steel
- For making cones, tubes, cylinders,....
- Conical bending device included
- Powerful drive motor for optimal working



Exact adjustment of the back roller by scale.



Forward swivelling upper roller for easy removal of the finished workpiece.



Increased safety when working over safety rope with automatic switch-off.

Conical bending device as standard



### Technical data

### ESR 1300 x 1,6 Pro

Roll length	1300 mm
Sheet thickness max. (400 N / mm <sup>2</sup> )	1,6 mm
Roll diameter	75 mm
Roll speed	6 m/min
Motor power	0,75 kW
Width	2200 mm
Depth	930 mm
Height	1230 mm
Weight approx.	352 kg
Art. no.	06-1476

Asymmetric roll arrangement

Bottom and back roller with wire insert groove


### Standard accessories:

- Foot pedal with emergency stop
- Conical bending device
- Safety device via rope
- Bottom and back roller with wire insert groove

# Motorized slip roll machines

# MRC 1050 MRC 1300

- Extremely robust sheet steel construction for precise work
- Swivelling upper roller for easy removal of the finished workpiece
- Conical bending device included
- Bottom roller manually adjustable by handwheel
- Fixed upper roller, adjustable bottom and back roller
- Mobil foot pedal for left and right turning and emergency stop function
- For rolling of steel sheet, stainless steel and aluminum
- Bending rolls made of high quality steel



Bottom and back roller with wire insert groove



Adjustment of the bottom roller by handwheel, upper roller can be swivelled forward.



Increased safety through safety rope.



MRC 1300 x 2.5 MD

## Technical data

	MRC 1050 - 3,0 MD	MRC 1300 - 2,5 MD
Roll length	1050 mm	1300 mm
Sheet thickness max. (400 N / mm <sup>2</sup> )	3,0 mm	2,5 mm
Pre-bending	2,5 mm	2,0 mm
Roll diameter	90 mm	90 mm
Min. bending diameter	135 mm	135 mm
Roll speed	12 rpm	12 rpm
Motor power	1,1 kW	1,1 kW
Motor power back roll	1,1 kW	1,1 kW
Width	1560 mm	1820 mm
Depth	1050 mm	1050 mm
Height	1130 mm	1130 mm
Weight approx.	612 kg	666 kg
Art. no.	06-1491XL	06-1494XL

## Standard accessories:

- Foot pedal with emergency stop
- Conical bending device
- Motorized adjustment of the back roll
- Digital readout
- Safety device via rope
- Bottom and back roller with wire insert groove

# Motorized slip roll machines

# MRC 1550 MRC 2050



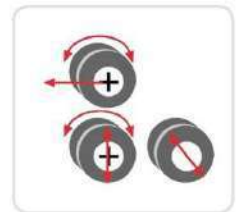
Exact adjustment of the bottom roll by scale.



Heavy machine components, bronze bushings, tight manufacturing tolerances, etc. ensure the highest level of accuracy.



Clearly arranged control panel, feed of the back roll is motorized, setting readable via digital display (standard).



Conical bending device as standard

Asymmetric roll arrangement

Bottom and back roller with wire insert groove



MRC 2050 x 1.5 MD

Technical data	MRC 1550 - 2,0 MD	MRC 2050 - 1,5 MD
Roll length	1550 mm	2050 mm
Sheet thickness max. (400 N / mm <sup>2</sup> )	2,0 mm	1,5 mm
Pre-bending	1,5 mm	1,2 mm
Roll diameter	90 mm	95 mm
Min. bending diameter	135 mm	145 mm
Roll speed	12 rpm	12 rpm
Motor power	1,1 kW	1,1 kW
Motor power back roll	1,1 kW	1,1 kW
Width	2230 mm	2740 mm
Depth	1050 mm	1050 mm
Height	1130 mm	1130 mm
Weight approx.	785 kg	934 kg
Art. no.	06-1498XL	06-1502XL

**BERNARDO**  
PROFESSIONAL

Motorized adjustment of the back roll

# Hand shears

# HS 500 / HS 800 GS 1000

- Fast and efficient cutting of various materials up to 0,8 mm thickness
- Inexpensive hand shears in stable design for cutting lengths up to 1000 mm
- Long life span through knives made of quality steel
- Ergonomic work, complete with stand
- Low weight, therefore ideal for mobile use
- Sheets can be pushed through, which means that longer sheets can be cut
- Including return spring, prevents an independent lowering of the knife



**Best  
Price**



**Optional accessories:**

	Art. no.	excl. VAT
Set of knives for HS 500	06-6165	€
Set of knives for HS 800	06-6170	€
Set of knives for GS 1000	06-6166	€

Technical data	HS 500	HS 800	GS 1000
Cutting length	500 mm	800 mm	1000 mm
Sheet thickness (400 N / mm <sup>2</sup> )	0,8 mm	0,8 mm	0,8 mm
Length	900 mm	1170 mm	1400 mm
Depth	400 mm	400 mm	400 mm
Height	1330 mm	1570 mm	1780 mm
Weight approx.	34 kg	44 kg	54 kg
Art. no.	06-1650	06-1655	06-1656



- Large-sized work table for safe placement of the metal plates
- Sheets can be pushed through, which means that longer sheets can be cut
- As standard with downholder including quick clamping
- Robust machine construction for high stability
- Including adjustable fence on the worktable for mitre cuts
- Easy lifting of the knife by counterweight on the back
- Long life span through knives made of quality steel
- Quick adjustable backgauge by handwheel



Precise work results through table fence and downholder.



Adjustable backgauge (0 - 585 mm), adjustable by handwheel on the front.



### Technical data

### BHS 1040

Cutting length	1015 mm
Sheet thickness (400 N / mm <sup>2</sup> )	1,0 mm
Backgauge adjustment	0 - 585 mm
Table fence adjustment	70 - 620 mm
Table size	1035 x 695 mm
Table height	760 mm
Length	2500 mm
Depth	820 mm
Height	1480 mm
Weight approx.	360 kg
Art. no.	06-1665

### Standard accessories:

- Downholder
- Backgauge
- Table fence
- Stand
- Knives made of tool steel

### Optional accessories:

Set of knives

Art. no. excl. VAT  
06-6156 €

Heavy cast iron execution

# Handswing-beam shears

## HLS 1050 x 1,5

## HLS 1280 x 1,5

- Large-sized work table for safe placement of the metal plates
- Sheets can be pushed through, which means that longer sheets can be cut
- As standard with downholder including quick clamping
- Robust machine construction for high stability
- Including adjustable fence on the worktable for mitre cuts
- Easy lifting of the knife by counterweight on the back
- Handwheel on the front for adjusting the backgauge
- Durable cutting blades made of quality steel



Quick and easy adjustment of the backgauge via large sized handwheel.

**BERNARDO**  
PROFESSIONAL

#### Standard accessories:

- Downholder
- Backgauge
- Table fence
- Stand
- Knives made of tool steel

Technical data	HLS 1050 x 1,5	HLS 1280 x 1,5
Cutting length	1050 mm	1280 mm
Sheet thickness max. (400 N / mm <sup>2</sup> )	1,5 mm	1,5 mm
Backgauge adjustment	0 - 600 mm	0 - 600 mm
Table fence adjustment	240 - 360 mm	240 - 360 mm
Table size	1300 x 600 mm	1565 x 600 mm
Working height	765 mm	770 mm
Machine dimension (W x D x H)	1920 x 1040 x 1600 mm	2400 x 1040 x 1600 mm
Weight approx.	350 kg	370 kg
Art. no.	06-1661	06-1662



**Best  
Price**

#### Optional accessories:

Set of knives for HLS 1050 x 1,5  
Set of knives for HLS 1280 x 1,5

Art. no.	excl. VAT
06-6175	€
06-6176	€

# Handswing-beam shears

## HLS 1050 x 2,0

## HLS 1280 x 2,0

Beam shears

- Including adjustable fence on the worktable for mitre cuts
- Easy lifting of the knife by counterweight on the back
- Large-sized work table for safe placement of the metal plates
- Sheets can be pushed through, which means that longer sheets can be cut
- Handwheel on the front for adjusting the backgauge
- Standard with robust cast iron base
- Durable cutting blades made of quality steel
- As standard with downholder including quick clamping
- Robust machine construction for high stability



Adjustable backgauge for extended application.



**BERNARDO**  
PROFESSIONAL

### Standard accessories:

- Downholder
- Backgauge
- Table fence
- Stand
- Knives made of tool steel

Technical data	HLS 1050 x 2,0	HLS 1280 x 2,0
Cutting length	1050 mm	1280 mm
Sheet thickness max. (400 N / mm <sup>2</sup> )	2,0 mm	2,0 mm
Backgauge adjustment	0 - 600 mm	0 - 600 mm
Table fence adjustment	95 - 450 mm	95 - 450 mm
Table size	1300 x 600 mm	1570 x 600 mm
Working height	765 mm	760 mm
Machine dimension (W x D x H)	2000 x 1040 x 1600 mm	2500 x 1040 x 1600 mm
Weight approx.	480 kg	550 kg
Art. no.	06-1663	06-1664

### Optional accessories:

	Art. no.	excl. VAT
Set of knives for HLS 1050 x 2,0	06-6175	€
Set of knives for HLS 1280 x 2,0	06-6176	€

**BERNARDO**  
www.bernardo-spain.com

# Handswing-beam shear

## PTS 650 S PTS 1050 S

- Manual sheet metal shears for cutting various materials, such as sheet steel, brass, aluminum, copper, ...
- Standard with angle stop for cutting mitre cuts
- Backgauge with scale included
- Double-edged upper and lower knives made of quality steel guarantee a clean and burr-free cutting
- Modern design in stable construction
- Cutting movement takes place via laterally arranged lever
- Automatic downholder for fixing the sheet metal



Comes standard with backgauge 500 mm, ideal for serial cuts.



The included angle stop enables the cutting of mitres.

**2-edged upper and lower knife**

### Standard accessories:

- Downholder
- Backgauge
- Mitre fence
- Knives made of tool steel

### Optional accessories:

	Art. no.	excl. VAT
Set of knives for PTS 650 S	06-6148B	€
Set of knives for PTS 1050 S	06-6149B	€
Stand for PTS 650 S	06-6108B	€
Stand for PTS 1050 S	06-6109B	€

### Technical data

	PTS 650 S	PTS 1050 S
Cutting length	650 mm	1050 mm
Sheet thickness max. (400 N / mm <sup>2</sup> )	1,25 mm	1,0 mm
Cutting angle	3°	3°
Backgauge	0 - 500 mm	0 - 500 mm
Side gauge	240 mm	240 mm
Machine dimension (W x D x H)*	900 x 990 x 940 mm	1320 x 990 x 940 mm
Weight approx.	100 kg	160 kg
Art. no.	06-1673B	06-1674B

\* without stand



PTS 650 S with optional stand

**BERNARDO**  
PROFESSIONAL

# Handswing-beam shear

# PTS 650 E PTS 1050 E

- Operation by foot pedal, hands remain free for optimum positioning of the sheet metal
- Motorized sheet metal shears for cutting various materials, such as sheet steel, brass, aluminum, copper, ...
- Backgauge with scale included
- Standard with angle stop for cutting mitre cuts
- Precise work through integrated lighting
- Durable cutting blades made of quality steel
- Automatic downholder for fixing the sheet metal



Ergonomically mounted switching elements on the machine body.



From 0 - 500 mm adjustable back gauge, ideal for serial production.



Hinged protective cover for easy removal of the finished workpiece.



### Standard accessories:

- Downholder
- Backgauge
- Mitre fence
- Knives made of tool steel
- Cut line illumination



Picture with optional stand



Technical data	PTS 650 E	PTS 1050 E
Cutting length	650 mm	1050 mm
Sheet thickness max. (400 N / mm <sup>2</sup> )	1,25 mm	1,0 mm
Cutting angle	3°	3°
Backgauge	0 - 500 mm	0 - 500 mm
Side gauge	225 mm	225 mm
Motor power	0,75 kW / 400 V	0,75 kW / 400 V
Machine dimension (W x D x H)*	930 x 950 x 530 mm	1300 x 960 x 550 mm
Weight approx.	185 kg	238 kg
Art. no.	06-1890	06-1891

\* without stand

### Optional accessories:

	Art. no.	excl. VAT
Set of knives for PTS 650 E	06-6148	€
Set of knives for PTS 1050 E	06-6149	€
Stand for PTS 650 E	06-6110	€
Stand for PTS 1050 E	06-6111	€

# Handswing-beam shears

# HTS 1050 / HTS 1550 / HTS 2050

- Modern design in stable construction
- Cutting movement takes place via laterally arranged levers
- Extendable support arm for secure placement of large format sheets
- Automatic downholder for fixing the sheet metal
- Work table with inserted measuring tapes and right-angled stop on both sides
- Quick adjustment of the precise back gauge (450 mm) by handwheel
- Double-edged top and bottom blades made of quality steel guarantee a clean and burr-free cutting



Inlaid measuring tapes in the work table.



#### Optional accessories:

	Art. no.	excl. VAT
Set of knives for HTS 1050	06-6150	€
Set of knives for HTS 1550	06-6152	€
Set of knives for HTS 2050	06-6154	€

Technical data	HTS 1050	HTS 1550	HTS 2050
Cutting length	1050 mm	1540 mm	2045 mm
Sheet thickness max. (400 N / mm <sup>2</sup> )	1,5 mm	1,5 mm	1,25 mm
Table height	675 mm	800 mm	800 mm
Backgauge	0 - 450 mm	0 - 450 mm	0 - 450 mm
Length	1520 mm	1810 mm	2450 mm
Depth*	1180 mm	1200 mm	1250 mm
Height	990 mm (1660 mm**)	1110 mm (1660 mm**)	1110 mm (1660 mm**)
Weight approx.	380 kg	480 kg	540 kg
Art. no.	06-1675	06-1676	06-1680XL

\* with backgauge

\*\*  $\lambda$

#### Standard accessories:

- Downholder
- Backgauge
- Knives made of tool steel

# Foot shears

# FBS 1000 FBS 1320

Beam shears

- For efficient cutting of various materials, such as sheet steel, brass, aluminum, copper, ...
- Cutting by foot pedal, hands remain free for optimal positioning of the sheet
- Backgauge 0 - 700 mm with fine adjustment
- Right-angled stop with mm scale on both sides
- Front sheet metal support for large format sheets
- Heavy robust design made of cast steel construction
- Automatic downholder for fixing the sheet metal
- Double-edged top and bottom blades made of quality steel guarantee a clean and burr-free cutting

2-edged upper and lower knife



Backgauge 0 - 700 mm with fine adjustment

The backgauge is equipped as standard with a fine adjustment




Comfortable working with automatically acting downholder and side stop with mm scale



Robust backgauge, adjustable from 0 - 700 mm.

**BERNARDO**  
SEMIPROFESSIONAL



## Technical data

### FBS 1000

### FBS 1320

Cutting length	1010 mm	1320 mm
Sheet thickness max. (400 N / mm <sup>2</sup> )	1,0 mm	1,25 mm
Table height	800 mm	800 mm
Backgauge	0 - 700 mm	0 - 700 mm
Length	1280 mm	1550 mm
Depth*	1600 mm	1600 mm
Height	1030 mm	1060 mm
Weight approx.	380 kg	510 kg
Art. no.	06-1690	06-1695

## Standard accessories:

- Front sheet metal support with stop rail
- Backgauge 700 mm
- Upper and lower knives out of quality steel
- Angle stop left and right

## Optional accessories:

Set of knives for FBS 1000  
Set of knives for FBS 1320

Art. no.	excl. VAT
06-6171	€
06-6173	€

\* with backgauge

**BERNARDO**<sup>®</sup>  
www.bernardo-spain.com

# Foot shears

# FS 1270 x 1,6

# FS 2450 x 1,2

- Heavy duty robust cast iron design for toughest demands
- Double-edged top and bottom blades made of quality steel guarantee a clean and burr-free cutting
- Cutting by foot pedal, hands remain free for optimal positioning of the sheet
- Work table with inserted measuring tapes and right-angled stop
- Large rectangular guide of the upper knife
- Front sheet metal support for large format sheets
- Robust backgauge with fine adjustment, ideal for serial production

**BERNARDO**  
www.bernardo-spain.com  
**PROFESSIONAL**



The backgauge with fine adjustment is ideal for serial production.



The robust rectangular guide guarantees optimal guidance of the upper knife.




Easy setup of the workpiece through support arms with scales.



#### Standard accessories:

- Downholder
- Backgauge
- Front sheet metal support
- Knives made of tool steel

Technical data	FS 1270 x 1,6	FS 2450 x 1,2
Cutting length	1270 mm	2450 mm
Sheet thickness max. (400 N / mm <sup>2</sup> )	1,6 mm	1,2 mm
Table height	785 mm	785 mm
Backgauge	0 - 600 mm	0 - 600 mm
Width	1580 mm	2770 mm
Depth	1800 mm	1900 mm
Height	1020 mm	1050 mm
Weight approx.	320 kg	550 kg
Art. no.	06-1696	06-1697XL



#### Optional accessories:

Set of knives for FS 1270 x 1,6  
Set of knives for FS 2450 x 1,2

Art. no. excl. VAT  
06-6179 €  
06-6180 €



# Pneumatic-beam shear


# PTS 1270 x 1,2



- Pneumatic sheet metal shears for cutting various materials, such as sheet steel, brass, aluminum, copper, ...
- Double-edged top and bottom blades made of quality steel guarantee a clean and burr-free cutting
- Cutting by foot pedal, hands remain free for optimal positioning of the sheet
- Support table with right-angled stop on both sides
- Front sheet metal support for large format sheets
- Automatic downholder for fixing the sheet metal



High-quality pneumatic cylinder for trouble-free working.



Optimal guidance of the upper knife through robust rectangular guide



Robust backgauge, adjustable from 0 - 600 mm.



2-edged upper and lower knife

Backgauge 0 - 600 mm with fine adjustment



### Technical data PTS 1270 x 1,2

Cutting length	1260 mm
Sheet thickness max. (400 N / mm <sup>2</sup> )	1,2 mm
Table height	845 mm
Backgauge	0 - 600 mm
Length	1640 mm
Depth	1780 mm
Height	1015 mm
Weight approx.	374 kg
Art. no.	06-1698

### Standard accessories:

- Downholder
- Backgauge
- Front sheet metal support
- Knives made of tool steel
- Foot pedal

### Optional accessories:

Set of knives	Art. no.	excl. VAT
	06-6325	€

# Pneumatic-beam shear

# PTS 1270 x 1,2



- Pneumatic sheet metal shears for cutting various materials, such as sheet steel, brass, aluminum, copper, ...
- Double-edged top and bottom blades made of quality steel guarantee a clean and burr-free cutting
- Cutting by foot pedal, hands remain free for optimal positioning of the sheet
- Support table with right-angled stop on both sides
- Front sheet metal support for large format sheets
- Automatic downholder for fixing the sheet metal



High-quality pneumatic cylinder for trouble-free working.



Optimal guidance of the upper knife through robust rectangular guide



Robust backgauge, adjustable from 0 - 600 mm.



2-edged upper and lower knife

Backgauge 0 - 600 mm with fine adjustment

### Technical data PTS 1270 x 1,2

Cutting length	1260 mm
Sheet thickness max. (400 N / mm <sup>2</sup> )	1,2 mm
Table height	845 mm
Backgauge	0 - 600 mm
Length	1640 mm
Depth	1780 mm
Height	1015 mm
Weight approx.	374 kg
Art. no.	06-1698

### Standard accessories:

- Downholder
- Backgauge
- Front sheet metal support
- Knives made of tool steel
- Foot pedal

### Optional accessories:

Set of knives

Art. no. excl. VAT  
06-6325 €

# Pneumatic-beam shear

# PTS 1270 x 1,2




- Pneumatic sheet metal shears for cutting various materials, such as sheet steel, brass, aluminum, copper, ...
- Double-edged top and bottom blades made of quality steel guarantee a clean and burr-free cutting
- Cutting by foot pedal, hands remain free for optimal positioning of the sheet
- Support table with right-angled stop on both sides
- Front sheet metal support for large format sheets
- Automatic downholder for fixing the sheet metal



High-quality pneumatic cylinder for trouble-free working.



Optimal guidance of the upper knife through robust rectangular guide



Robust backgauge, adjustable from 0 - 600 mm.



**2-edged upper and lower knife**

**Backgauge 0 - 600 mm with fine adjustment**

## Technical data PTS 1270 x 1,2

Cutting length	1260 mm
Sheet thickness max. (400 N / mm <sup>2</sup> )	1,2 mm
Table height	845 mm
Backgauge	0 - 600 mm
Length	1640 mm
Depth	1780 mm
Height	1015 mm
Weight approx.	374 kg
Art. no.	06-1698

### Standard accessories:

- Downholder
- Backgauge
- Front sheet metal support
- Knives made of tool steel
- Foot pedal

### Optional accessories:

Set of knives	Art. no.	excl. VAT
	06-6325	€

# Motorized guillotine shear with NC-controlled backgauge

- High operator safety through protective grid and photocells
- Double-edged top and bottom blades made of quality steel guarantee a clean and burr-free cutting
- Support arms on the front for easy handling of large plates
- Clearly structured control panel with integrated control
- High safety standard with automatically acting downholder and protective grid
- Robust steel sheet construction for torsion-free working
- Precise work thanks to integrated cutting line illumination with silhouette



Serially with central lubrication.



Easy adjustment of the cutting gap to the respective sheet thickness at the back of the machine.



Operation by foot pedal, therefore both hands free for the workpiece.



## Technical data

## MTB 1300 x 4 NC

Cutting length	1300 mm
Sheet thickness max. *	4 mm
Cutting angle	2,0°
Strokes / min	23
Working height	850 mm
Backgauge	0 - 750 mm
Table width	180 mm
Motor power	4,0 kW
Motor power backgauge	0,55 kW
Length	2040 mm
Depth	2840 mm
Height	1750 mm
Weight approx.	1550 kg
Art. no.	06-1904XL

\* Material strength 400 N/mm<sup>2</sup>

## Standard accessories:


- Central lubrication
- Cutting line illumination
- Cutting cap adjustment 0 - 0,6 mm
- Motorized backgauge
- Support arms with rollers
- Side stop with mm scale
- Protective grid with photocells
- Control NC 10
- Foot pedal with emergency stop
- Knives made of tool steel

**Best  
Price**

# MTB 1300 x 4 NC



Integrated control NC 10 in the control panel, standard with memory function



Side stop with integrated scale for precise work.



Easy movement of large sheet metal plates through rollers on the support arms.



Serially with motorized backgauge up to 750 mm.

Heavy welded steel construction

Motorized backgauge 0 - 750 mm




### Optional accessories:

Set of knives

Art. no. excl. VAT  
06-6181 €

# Motorized guillotine shear with manual backgauge

- For efficient cutting of various materials, such as sheet steel, brass, aluminum, copper, ...
- Double-edged top and bottom blades made of quality steel guarantee a clean and burr-free cutting
- Cutting by foot pedal, hands remain free for optimal positioning of the sheet
- Support arms on the front for easy handling of large plates
- High operator safety through protective grid and light barrier
- Precise work thanks to integrated cutting line illumination with silhouette
- Robust steel sheet construction for torsion-free working
- Quick adjustment of the precise backgauge (600 mm) with handwheel
- Automatic downholder for fixing the sheet metal



Precise adjustment of the backgauge by digital display.



The standard light barrier prevents intervention in the running machine.



Collecting tray for the sections on the backside of the machine.



Best  
Price

Technical data	MTM 1250 x 3	MTM 1250 x 4	MTM 2050 x 3
Cutting length	1250 mm	1250 mm	2050 mm
Sheet thickness max. *	3 mm	4 mm	3 mm
Cutting angle	2°	2,4°	2°
Strokes / min	30	30	30
Working height	820 mm	820 mm	820 mm
Backgauge	0 - 600 mm	0 - 600 mm	0 - 600 mm
Table width	380 mm	380 mm	380 mm
Motor power	3,0 kW	4,0 kW	4,0 kW
Length	1970 mm	2090 mm	2580 mm
Depth	1170 mm	1820 mm	2090 mm
Height	1100 mm	1200	1200 mm
Weight approx.	980 kg	1220 kg	1540 kg
Art. no.	06-1909BXL	06-1910BXL	06-1911XL

\* Material: sheet metal, 1000 mm x 2000 mm

#### Standard accessories:

- Cutting line illumination
- Manual backgauge
- Front sheet metal support
- Side stop
- Protective plate with light barrier
- Foot pedal
- Knives made of tool steel

# MTM 1250 x 3 / MTM 1250 x 4 MTM 2050 x 3



The support arms facilitate the processing of large format sheets.



Robust backgauge, adjustable by handwheel.



Exact, right-angled adjustment by lateral stop.

Backgauge  
0 - 600 mm



Increased safety  
through light barrier

Including  
cutting line illumination

#### Optional accessories:

Set of knives for MTM 1250 x 3  
Set of knives for MTM 1250 x 4  
Set of knives for MTM 2050 x 3

Art. no.	excl. VAT
06-6300	€
06-6301	€
06-6302	€

**BERNARDO**  
www.bernardo-spain.com  
**PROFESSIONAL**

**BERNARDO**<sup>®</sup>  
www.bernardo-spain.com

# MTM 1250 x 3 / MTM 1250 x 4 MTM 2050 x 3



The support arms facilitate the processing of large format sheets.



Robust backgauge, adjustable by handwheel.



Exact, right-angled adjustment by lateral stop.

Backgauge  
0 - 600 mm



Increased safety  
through light barrier

Including  
cutting line illumination

#### Optional accessories:

Set of knives for MTM 1250 x 3  
Set of knives for MTM 1250 x 4  
Set of knives for MTM 2050 x 3

Art. no.	excl. VAT
06-6300	€
06-6301	€
06-6302	€

**BERNARDO**  
www.bernardo-spain.com  
**PROFESSIONAL**

**BERNARDO**<sup>®</sup>  
www.bernardo-spain.com



# Motorized guillotine shear MTA-Serie with NC-controlled backgauge

- Quick adjustment of the precise backgauge (750 mm) with handwheel
- Working table with right-angled stop on both sides
- For efficient cutting of various materials, such as sheet steel, brass, aluminum, copper, ...
- High operator safety through protective plate and photocells on the back of the machine
- Cutting by foot pedal, hands remain free for optimal positioning of the sheet
- Double-edged top and bottom blades made of quality steel guarantee a clean and burr-free cutting
- Robust steel sheet construction for torsion-free working
- Precise work thanks to integrated cutting line illumination with silhouette



Precise adjustment of the workpiece by lateral stop on both sides.



Precise adjustment of the backgauge by digital display.



Clearly arranged control panel.



Operation by foot pedal, therefore both hands free for the workpiece.



Including  
cutting line illumination

Technical data	MTA 1360 x 3	MTA 1560 x 3	MTA 2060 x 3	MTA 2560 x 2,5	MTA 3060 x 2
Cutting length	1360 mm	1560 mm	2060 mm	2560 mm	3060 mm
Sheet thickness max. *	3 mm	3 mm	3 mm	2,5 mm	2 mm
Cutting angle	2° 30'	2° 30'	1° 30'	1° 30'	1° 30'
Strokes / min	31	31	31	31	31
Working height	810 mm	810 mm	810 mm	810 mm	810 mm
Backgauge	0 - 750 mm	0 - 750 mm	0 - 750 mm	0 - 750 mm	0 - 750 mm
Table width	390 mm	390 mm	390 mm	390 mm	390 mm
Motor power	3,0 kW	3,0 kW	4,0 kW	4,0 kW	4,0 kW
Width	1930 mm	2100 mm	2600 mm	3150 mm	3650 mm
Depth	2100 mm	2100 mm	2100 mm	2100 mm	2100 mm
Height	1260 mm	1260 mm	1260 mm	1260 mm	1260 mm
Weight approx.	1215 kg	1470 kg	1685 kg	1890 kg	2140 kg
Art. no.	06-1945XL	06-1947BXL	06-1948XL	06-1950BXL	06-1951BXL
Price excl. VAT					

\* Material strength 400 N/mm<sup>2</sup>

# Motorized guillotine shear **MTA-Serie** with NC-controlled backgauge



Standard with backgauge, ideal for serial production.



Front sheet supports for processing large format sheets.



Standard equipped with a cutting counter.

**Backgauge**  
0 - 750 mm

**BERNARDO**  
www.bernardo.es, www.bernardo.com  
**PROFESSIONAL**



## Standard accessories:

- Cutting counter
- Cutting line illumination
- Manual backgauge
- Front sheet metal support
- Side stops
- Protective plate with photocells
- Foot pedal with emergency stop
- Knives made of tool steel

## Optional accessories:

	Art. no.	excl. VAT
Angle shearing device 0 - 180°	06-1956	€
Sick-light barrier <sup>1</sup>	06-1957	€
Set of knives for MTA 1360 x 3	06-6303	€
Set of knives for MTA 1560 x 3	06-6304	€
Set of knives for MTA 2060 x 3	06-6305	€
Set of knives for MTA 2560 x 2,5	06-6306	€
Set of knives for MTA 3060 x 2	06-6307	€

<sup>1</sup> only in connection with machine.



**BERNARDO**  
www.bernardo-spain.com

# Motorized guillotine shear MTA-Serie with NC-controlled backgauge

- Serially with pneumatic sheet support system, ideal for thin sheets
- Support arms on the front for easy handling of large plates
- Motorized backgauge, precise movement through ball screws
- Clearly structured control panel with integrated control
- Robust steel sheet construction for torsion-free working
- Support table with right-angled stop on both sides
- High operator safety through protective plate and photocells on the back of the machine
- Double-edged top and bottom blades made of quality steel guarantee a clean and burr-free cutting
- Automatic downholder for fixing the sheet metal

Including  
cutting line illumination



Standard with motorized backgauge, adjustable from 0 - 750 mm.



The optional angle shearing device allows miter cutting.



Precise adjustment of the workpiece by lateral stop.



Separat foot pedal with integrated emergency stop button.

**Best  
Price**



Rear view of machine with protective plate and photocells.

Technical data	MTA 1360 x 3 NCC	MTA 1560 x 3 NCC	MTA 2060 x 3 NCC	MTA 2560 x 2,5 NCC	MTA 3060 x 2 NCC
Cutting length	1360 mm	1560 mm	2060 mm	2560 mm	3060 mm
Sheet thickness max. *	3 mm	3 mm	3 mm	2,5 mm	2,0 mm
Cutting angle	2° 30'	2° 30'	1° 30'	1° 30'	1° 30'
Strokes / min	31	31	31	31	31
Working height	810 mm	810 mm	810 mm	810 mm	810 mm
Backgauge	0 - 750 mm	0 - 750 mm	0 - 750 mm	0 - 750 mm	0 - 750 mm
Table width	390 mm	390 mm	390 mm	390 mm	390 mm
Motor power	3,0 kW	3,0 kW	4,0 kW	4,0 kW	4,0 kW
Width	1930 mm	2100 mm	2600 mm	3150 mm	3650 mm
Depth	2100 mm	2100 mm	2100 mm	2100 mm	2100 mm
Height	1260 mm	1260 mm	1260 mm	1260 mm	1260 mm
Weight approx.	1240 kg	1500 kg	1710 kg	1920 kg	2170 kg
Art. no.	06-1946XL	06-1947XL	06-1949XL	06-1950XL	06-1951XL
Price excl. VAT					

\* Material strength 400 N/mm<sup>2</sup>

# Motorized guillotine shear MTA-Serie with NC-controlled backgauge



All switching and control elements integrated in the clearly structured control panel.



Backgauge with ball screw for increased accuracy.



Sick-light barrier on the backside of the machine (optional)

**Pneumatic sheet support system**



**Motorized backgauge  
0 - 750 mm**



#### Standard accessories:

- Cutting line illumination
- Motorized NC-backgauge
- Front sheet metal support
- Side stops
- Protective plate with photocells
- NC-control BRL 401.2
- Pneumatic sheet support system
- Foot pedal with emergency stop
- Knives made of tool steel

#### Optional accessories:

	Art. no.	excl. VAT
Backgauge 1000 mm <sup>1</sup>	06-1955	€
Angle shearing device 0 - 180°	06-1956	€
Sick-light barrier <sup>1</sup>	06-1957	€
Set of knives for MTA 1360 x 3 NCC	06-6303	€
Set of knives for MTA 1560 x 3 NCC	06-6304	€
Set of knives for MTA 2060 x 3 NCC	06-6305	€
Set of knives for MTA 2560 x 2,5 NCC	06-6306	€
Set of knives for MTA 3060 x 2 NCC	06-6307	€

<sup>1</sup> only in connection with machine



**Quality knives also  
suitable for stainless steel**

The pneumatic sheet support system (standard) prevents the bending of thin sheets and therefore ensures an exact cut.

# Motorized guillotine shear **MTR-Serie** with NC-controlled backgauge

- Sheet ejection is either on the front or back of the machine
- Control Fuji with touch screen comes standard
- Motorized sheet metal shears for cutting various materials, such as sheet steel, brass, aluminum, copper, ...
- Backgauge with ball screws for increased safety
- Support table with right-angled stop with scale, tilting cam and T-slot for the optional angle shearing device
- Table surface with integrated rolls, ideal for large workpieces
- Precise work thanks to integrated cutting line illumination with silhouette
- Double-edged top and bottom blades made of quality steel guarantee a clean and burr-free cutting
- Automatic downholder for fixing the sheet metal



Control Fuji with touch screen comes standard.



Quick and easy adjustment of the cutting gap on the frontside of the machine.



Side stop with scale, tilting cam and T-slot.

Including cutting line illumination

**BERNARDO**  
www.bernardo-spain.com  
**PROFESSIONAL**



Rear view of machine with protective plate and photocells.

Technical data	MTR 1320 x 3 NCC	MTR 2020 x 3 NCC	MTR 3020 x 2 NCC	MTR 2060 x 4 NCC	MTR 3060 x 4 NCC
Cutting length	1320 mm	2020 mm	3020 mm	2060 mm	3060 mm
Sheet thickness max. *	3 mm	3 mm	2 mm	4 mm	4 mm
Cutting angle	2° 30'	1° 30'	1° 30'	1° 30'	1° 30'
Strokes / min	31	31	31	31	31
Working height	830 mm	830 mm	830 mm	830 mm	830 mm
Backgauge	0 - 750 mm	0 - 750 mm	0 - 750 mm	0 - 750 mm	0 - 750 mm
Table width	390 mm	390 mm	390 mm	450 mm	450 mm
Motor power	4,0 kW	4,0 kW	4,0 kW	7,5 kW	7,5 kW
Width	1860 mm	2570 mm	3650 mm	2800 mm	3770 mm
Depth	2200 mm	2200 mm	1750 mm	2250 mm	2250 mm
Height	1280 mm	1280 mm	1260 mm	1400 mm	1400 mm
Weight approx.	1300 kg	1800 kg	2450 kg	3000 kg	4000 kg
Art. no.	06-2050XL	06-2052XL	06-2054XL	06-2056XL	06-2058XL
Price excl. VAT					

\* Material strength 400 N/mm<sup>2</sup>

# Motorized guillotine shear **MTR-Serie** with NC-controlled backgauge



Pneumatic sheet support system, the user can optionally set the sheet ejection to the operator side or back of the machine.

Collecting tray for the sections on the frontside of the machine.

Sheet ejection either front or rear

Pneumatic sheet support system



## Standard accessories:

- Front cutting gap adjustment
- Cutting line illumination
- Motorized NC-backgauge
- Front sheet metal support
- Side stop with scale
- Protective plate with photocells
- NC-control Fuji with touch screen
- Pneumatic sheet support system
- Foot pedal with emergency stop
- Knives made of tool steel

## Optional accessories:

	Art. no.	excl. VAT
Backgauge 1000 mm <sup>1</sup>	06-1955	€
Angle shearing device 0 - 180°	06-1956	€
Sick-light barrier <sup>1</sup>	06-1957	€
Set of knives for MTR 1320 x 3 NCC	06-6303	€
Set of knives for MTR 2020 x 3 NCC	06-6305	€
Set of knives for MTR 3020 x 2 NCC	06-6307	€
Set of knives for MTR 2060 x 4 NCC	06-6308	€
Set of knives for MTR 3060 x 4 NCC	06-6310	€

<sup>1</sup> only in connection with machine



Quality knives also suitable for stainless steel

The side protective plate and photocells prevent interference in the running machine.

# Motorized guillotine shear **MTA-Serie** with NC-controlled backgauge

- Support table with right-angled stop with scale, tilting cam and T-slot for the optional angle shearing device
- Table surface with integrated rolls, ideal for large workpieces
- Robust steel sheet construction for torsion-free working
- Support arms on the front for easy handling of large plates
- Motorized backgauge, precise movement through ball screws
- Convenient cutting cap adjustment on the front side of the machine
- High operator safety through protective plate and photocells on the back of the machine
- Double-edged top and bottom blades made of quality steel guarantee a clean and burr-free cutting
- Clearly structured control panel with integrated control



Easy handling of large workpieces through additional support arms and rolls in the table support surface.



Exact work through lateral stop ruler with integrated scale.



Easy adjustment on the cutting gap at the front.



The adjustment of the motor takes place quick and easy by motor.



Picture with optional Sick-light barrier

Technical data	MTA 2060 x 4 NCC	MTA 2560 x 4 NCC	MTA 3060 x 4 NCC
Cutting length	2060 mm	2560 mm	3060 mm
Sheet thickness max. *	4 mm	4 mm	4 mm
Cutting angle	1° 30'	1° 30'	1° 30'
Strokes / min	31	31	31
Working height	810 mm	810 mm	810 mm
Backgauge	0 - 750 mm	0 - 750 mm	0 - 750 mm
Table width	455 mm	455 mm	455 mm
Motor power	7,5 kW	7,5 kW	7,5 kW
Width	2600 mm	3100 mm	3600 mm
Depth	2280 mm	2280 mm	2280 mm
Height	1340 mm	1340 mm	1340 mm
Weight approx.	3095 kg	3490 kg	3950 kg
Art. no.	06-1952XL	06-1953XL	06-1954XL

\* Material strength 400 N/mm<sup>2</sup>



**Standard accessories:**

- Front cutting gap adjustment
- Cutting line illumination
- Motorized NC-backgauge
- Front sheet metal support
- Side stop with scale
- Protective plate with photocells
- NC-control BRL 401.2
- Foot pedal with emergency stop
- Knives made of tool steel

# Motorized guillotine shear **MTA-Serie** with NC-controlled backgauge



Optionally available angle shearing device for mitre cuts.



Backgauge fitted as standard with ball screws for increased accuracy.



The pneumatic sheet support system (optional) prevents the bending of thin sheets and therefore ensures an exact cut.

Cutting cap adjustment  
on the front side

Including  
cutting line illumination



Motorized backgauge  
0 - 750 mm

Quality knives also  
suitable for stainless steel

#### Optional accessories:

Backgauge 1000 mm <sup>1</sup>	Art. no.	excl. VAT
Angle shearing device 0 - 180°	06-1955	€
Sick-light barrier <sup>1</sup>	06-1956	€
Set of knives for MTA 2060 x 4 NCC	06-1957	€
Set of knives for MTA 2560 x 4 NCC	06-6308	€
Set of knives for MTA 3060 x 4 NCC	06-6309	€
Pneumatic sheet support system for MTA 2060 x 4 NCC <sup>1</sup>	06-6310	€
Pneumatic sheet support system for MTA 2560 x 4 NCC <sup>1</sup>	06-6058XL	€
Pneumatic sheet support system for MTA 3060 x 4 NCC <sup>1</sup>	06-6059XL	€
	06-6060XL	€

<sup>1</sup> only in connection with machine



Powerful drive motor and robust gearbox for optimum power transmission.



# Hydraulic swing-beam plate shears

- Machines offer high reliability, safety and economy
- Robust welded steel construction for torsion-free working
- Precise work thanks to integrated cutting line illumination with silhouette
- High operator safety through protective grid and photocells
- For efficient cutting of various materials, such as sheet steel, brass, aluminum, copper, ...
- Cutting by foot pedal, hands remain free for optimal positioning of the sheet
- Support arms on the front for easy handling of large plates
- Serially with pneumatic sheet support system, ideal for thin sheets
- Easy adjustment of the cutting gap by lever on the side of the machine
- Throat 250 mm for cutting lengths higher than 3200 mm
- Knife bar with low cutting angle ensures optimum cutting results



Precise adjustment of the workpiece by lateral stop.




The pneumatic sheet support system (standard) prevents the bending of thin sheets and therefore ensures an exact cut.



High-quality hydraulic components for trouble-free working.

**BERNARDO**  
PROFESSIONAL



Technical data	HST 3200 x 6	HST 3200 x 8	HST 3200 x 10
Cutting length	3200 mm	3200 mm	3200 mm
Sheet thickness max. *	6 mm	8 mm	10 mm
Cutting angle	1° 50'	1° 50'	1° 50'
Motorized backgauge	0 - 600 mm	0 - 600 mm	0 - 600 mm
Strokes / min	14	14	14
Quantity of downholder	13 pcs.	13 pcs.	13 pcs.
Throat	250 mm	250 mm	250 mm
Table height	800 mm	800 mm	800 mm
Support arms	4 pcs.	4 pcs.	4 pcs.
Oil tank	215 liter	215 liter	215 liter
Motor power	7,5 kW	11,0 kW	18,5 kW
Length	3700 mm	3800 mm	3850 mm
Depth	3380 mm	3560 mm	3560 mm
Height	2050 mm	2150 mm	2150 mm
Weight approx.	6900 kg	8250 kg	8600 kg
Art. no.	06-1920XL	06-1921XL	06-1922XL

\* Material strength 400 N/mm<sup>2</sup>

Including cutting line illumination

Heavy welded steel construction

**BERNARDO**<sup>®</sup>  
www.bernardo-spain.com

# HST 3200 x 6 / HST 3200 x 8 HST 3200 x 10

**Best  
Price**



Integrated control NC-89 at the tiltable control panel.

Front sheet supports with integrated rolls for processing large format sheets.

Cutting gap adjustment - quick and easy adjustment to the desired sheet thickness.

**Pneumatic sheet support system**

**NC-controlled backgauge 0 - 600 mm**



**Standard accessories:**

- Cutting gap adjustment
- Cutting line illumination
- Motorized NC-backgauge
- Front sheet metal support
- Side stop
- Angle stop
- Protective plate with photocells
- Control NC-89
- Pneumatic sheet support system
- Foot pedal with emergency stop
- Knives made of tool steel

**Optional accessories:**

Set of knives

Art. no. excl. VAT  
06-6320 €

Separat foot pedal with integrated emergency stop button.



# Hydraulic guillotine shears

## HKT 3200 x 8 HKT 3200 x 12

- Linear movement of the knife bar and adjustable cutting angle (0,5° to 2,5°) for optimal cutting results, especially at thin sheets
- Easy adjustment of the cutting gap by handwheel on the front of the machine
- Inspection window out of Plexiglas, therefore optimal view to the cutting edge
- For efficient cutting of various materials, such as sheet steel, brass, aluminum, copper, ...
- Cutting by foot pedal, hands remain free for optimal positioning of the sheet
- High operator safety through protective grid and photocells on the backside of the machine
- Robust welded steel construction for torsion-free working
- Serially with pneumatic sheet support system, ideal for thin sheets
- Stepless adjustable cutting length, time savings on short workpieces



Integrated control NC 10 in the control panel, standard with memory function



Compact and low-maintenance hydraulic unit, easily accessible for maintenance.



Backgauge with ball screw for increased accuracy.



High-quality electric components from e.g. Schneider Electric



**BERNARDO**  
www.bernardo-spain.com  
**PROFESSIONAL**

Including cutting line illumination

#### Standard accessories:

- Cutting gap adjustment
- Cutting line illumination
- Motorized NC-backgauge
- Front sheet metal support
- Side stop
- Protective plate with photocells
- Control NC-89
- Pneumatic sheet support system
- Foot pedal with emergency stop
- Knives made of tool steel

#### Technical data

	HKT 3200 x 8	HKT 3200 x 12
Cutting length	3200 mm	3200 mm
Sheet thickness max. *	8 mm	12 mm
Cutting angle	0,5° - 2,5°	0,5 - 2,5°
Motorized backgauge	0 - 750 mm	0 - 750 mm
Strokes / min	7	7
Quantity of downholder	13 pcs.	15 pcs.
Throat	120 mm	120 mm
Table height	800 mm	800 mm
Support arms	3 pcs.	3 pcs.
Oil tank	220 liter	220 liter
Motor power	11,0 kW	15,0 kW
Length	4050 mm	4100 mm
Depth	3700 mm	3700 mm
Height	2000 mm	2200 mm
Weight approx.	7300 kg	10200 kg
Art. no.	06-1940XL	06-1941XL

\* Material strength 400 N/mm<sup>2</sup>

# Hydraulic guillotine shears

# HKT 3200 x 8 HKT 3200 x 12



Table surface with integrated rolls, ideal for large workpieces



The standard photocells prevents intervention in the running machine.



Operation by foot pedal, therefore both hands free for the workpiece.

Cutting cap adjustment on the front side

Pneumatic sheet support system

NC-controlled backgauge 0 - 750 mm



### Optional accessories:

Set of knives for HKT 3200 x 8  
Set of knives for HKT 3200 x 12

Art. no.	excl. VAT
06-6321	€
06-6322	€

The pneumatic sheet support system (standard) prevents the bending of thin sheets and therefore ensures an exact cut.

# Hydraulic press brakes

# APH 3200 x 125 APH 3200 x 160

- Segmented upper tool for a large number of bending possibilities
- Compact and low-maintenance hydraulic unit, easily accessible for maintenance
- Serially with manual adjustable table crowning
- 2 synchronized cylinders for parallel feed of the upper beam
- Upper tool with quick clamping, thus short changeover time
- Machines offer high reliability, safety and economy
- Stable, tension-free machine frame made of high-quality steel
- 2 ball screws ensure high positioning accuracy of the backgauge (x-axis)
- Clearly arranged control panel with integrated NC-control



Non-contact, moving, laser-optical safety system Fissler AKAS-LC II.



Serially with manual table crowning system with digital readout.

**Best  
Price**



2 movable, height-adjustable support arms with T-slot and scale, slidable on a linear guide.



## Technical data

	APH 3200 x 125	APH 3200 x 160
Pressure	125 to	160 to
Working length	3200 mm	3200 mm
Distance between columns	2600 mm	2600 mm
Stroke length	115 mm	115 mm
Backgauge	0 - 600 mm	0 - 600 mm
Throat	340 mm	340 mm
Table width	200 mm	240 mm
Table height	860 mm	860 mm
Forward speed	50 mm/sec.	50 mm/sec.
Bending speed	10 mm/sec.	10 mm/sec.
Return speed	65 mm/sec.	65 mm/sec.
Oil tank	317 Liter	326 Liter
Motor power	7,5 kW	11,0 kW
Width	4500 mm	4500 mm
Depth	2300 mm	2300 mm
Height	2600 mm	2600 mm
Weight approx.	8200 kg	11000 kg
Art. no.	06-1959XL	06-1960XL

## Standard accessories:

- Manual table crowning system
- Backgauge with ball screw
- Upper tool with quick-clamping
- Bottom tool with 9 V-openings (APH 3200 x 125)
- Bottom tool with 7 V-openings (APH 3200 x 160)
- Front sheet metal support
- Control Estun E21
- 3 pcs. height adjustable backgauge finger
- Safety system Fissler AKAS-LC II
- Protective grid
- Foot pedal with emergency stop

# Hydraulic press brakes

# APH 3200 x 125 APH 3200 x 160

Hydraulic press  
brakes



3 pcs. height-adjustable backgauge fingers, laterally adjustable via linear guide



Backgauge serially with ball screw for increased accuracy.



High-quality electric components from e.g. Schneider Electric



Heavy welded steel construction



**BERNARDO**<sup>®</sup>  
www.bernardo-spain.com

# Shop press

## Pneum. shop press

# HP 10/WK 10 TH

# PWK 10 T


- Model HP 10 ideal for mounting on a workbench
- Standard with automatic piston retraction
- Simple reading of the pressure via pressure gauge (WK / PWK)
- Versatile in assembly and workshop use
- Ideal for bushing, straightening, bending, broaching, ...
- Robust construction due to welded steel frame
- Height-adjustable support table, fixation with bolts (WK / PWK)
- Prism supports included



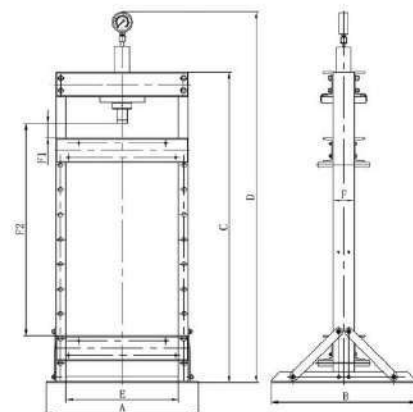
WK 10 with single-stage hydraulic hand pump.



Model PWK 10 T with pneumatic piston adjustment.



Model HP 10 ideal for pressing in and out of bearings, bushings,....



### Technical data

	WK 10 TH	PWK 10 T
Pressure force	10 to	10 to
Piston stroke	180 mm	180 mm
Table width	140 mm	140 mm
Pass (E)	330 mm	330 mm
Pass (F)	95 mm	95 mm
Distance cylinder - table (F1)	200 mm	200 mm
Distance cylinder - table (F2)	365 mm	365 mm
Cylinder moveable (M)	180 mm	180 mm
Width (A)	570 mm	570 mm
Depth (B)	500 mm	500 mm
Height 1 (C)	735 mm	735 mm
Height 2 (D)	1070 mm	1070 mm
Weight approx.	55 kg	60 kg
Art. no.	06-1704	06-1713

### Optional accessories:

Pressing pin set, 10 pcs

Art. no. 06-6147  
excl. VAT €

### Technical data

	HP 10
Pressure force	10 to
Piston stroke	150 mm
Throat	190 mm
Table width	235 mm
Distance cylinder - table	445 mm
Width	230 mm
Depth	560 mm
Height	960 mm
Weight approx.	55 kg
Art. no.	06-1700

# Shop press

## Pneum. shop press

# WK 12 FH / 20 FH

# PWK 20 F

- For straightening, pressing, bending, mounting of gears, washers etc.
- Including single-stage hydraulic hand pump and automatic piston retraction (WK)
- Ideal presses for craft and repair shops
- Equipped as standard with a pressure gauge
- Height-adjustable press table with locking pins
- Optimal price-performance ratio due to rational design
- Versatile in assembly and workshop use
- Model PWK 20 F as standard with pneumatic piston adjustment
- Standard with foot pedal and hydraulic hand pump for piston infeed (WK 12 FH / WK 20 FH)



Standard with left and right moveable pressure cylinder.

Universally applicable



Increased safety through the use of high-quality hydraulic components.



Extended range of application through the optional pressure pin set.

For leveling, pressing, bending, assembly of gears, pulleys, etc.

**BERNARDO**  
HOBBY



WK 12 FH



PWK 20 F

### Optional accessories:

Pressing pin set, 10 pcs

Art. no. excl. VAT  
06-6147 €

Technical data	WK 12 FH	WK 20 FH	PWK 20 F
Pressure force	12 to	20 to	20 to
Piston stroke	180 mm	185 mm	185 mm
Table width	180 mm	210 mm	220 mm
Pass (E)	510 mm	540 mm	540 mm
Distance cylinder - table (F1)	75 mm	40 mm	20 mm
Distance cylinder - table (F2)	915 mm	1000 mm	960 mm
Cylinder moveable (M)	365 mm	400 mm	400 mm
Width (A)	700 mm	750 mm	750 mm
Depth (B)	700 mm	700 mm	700 mm
Height 1 (C)	1350 mm	1510 mm	1520 mm
Height 2 (D)	1670 mm	1800 mm	1780 mm
Weight approx.	68 kg	94 kg	98 kg
Art. no.	06-1705	06-1706	06-1714

**BERNARDO**<sup>®</sup>  
www.bernardo-spain.com



# Shop presses

## WK 15 TH Pro WK 20 FH Pro

- Standard with left and right moveable pressure cylinder
- For straightening, pressing, bending, mounting of gears, washers etc.
- Modell WK 20 FH PRO standard with foot pedal and hydraulic hand pump for piston infeed
- Standard with support prism for straightening of shafts (WK 20 FH)
- Standard with automatic piston retraction by integrated return spring
- Height-adjustable press table with locking pins
- Large dimensioned pressure gauge for reading the pressure force
- Including two-stage hydraulic pump (WK 20 FH Pro)
- Robust construction due to welded steel frame



**BERNARDO**  
www.bernardo-spain.com  
**PROFESSIONAL**

Model WK 20 FH Pro as standard with prism supports.



Increased safety thanks to optionally available grit guard GG-02.



The reading of the pressure force is quick and easy using a pressure gauge



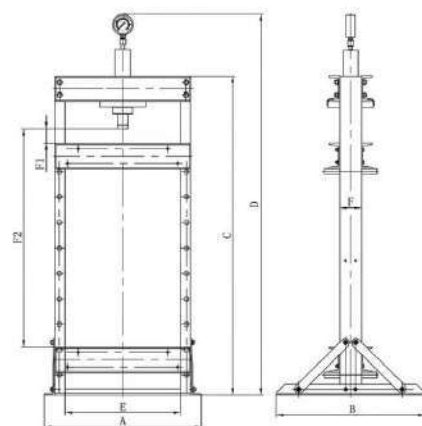
### Technical data

	WK 15 TH Pro	WK 20 FH Pro
Pressure force	15 to	20 to
Piston stroke	160 mm	185 mm
Table width	155 mm	170 mm
Pass (E)	500 mm	510 mm
Pass (F)	120 mm	130 mm
Distance cylinder - table (F1)	160 mm	40 mm
Distance cylinder - table (F2)	460 mm	965 mm
Cylinder moveable (M)	170 mm	175 mm
Width (A)	700 mm	730 mm
Depth (B)	560 mm	560 mm
Height 1 (C)	885 mm	1525 mm
Height 2 (D)	970 mm	1630 mm
Weight approx.	74 kg	112 kg
Art. no.	06-1708	06-1709

### Optional accessories:

	Art. no.	excl. VAT
Grit guard GG-02	06-6143	€
Pressing pin set, 10 pcs	06-6147	€

- Model WK 50 FH PRO with winch for easy height adjustment of the support table
- Two adjustable speeds for piston infeed by hydraulic pump
- Powerful workshop presses for craft and repair shops
- Optimal price-performance ratio due to rational design
- The standard foot pedal keeps hands free for the workpiece
- Increased range of use through the optional pressure pin set (10 pcs.)
- Pressure cylinder with integrated return spring for the piston retraction
- Welded steel frame for heavy demands and high stability
- Versatile use through left and right moveable pressure cylinder



2-stage hydraulic pump comes standard.



The optionally available pressure pin set additionally increases the field of application.




Illustration with grit guard GG-03 and pressure pin set 10 pcs. (optional)

### Technical data

### WK 30 FH Pro

### WK 50 FH Pro

Pressure force	30 to	50 to
Piston stroke	150 mm	210 mm
Table width	185 mm	260 mm
Pass (E)	535 mm	725 mm
Pass (F)	140 mm	205 mm
Distance cylinder - table (F1)	40 mm	65 mm
Distance cylinder - table (F2)	1100 mm	1050 mm
Cylinder moveable (M)	200 mm	245 mm
Width (A)	800 mm	1030 mm
Depth (B)	700 mm	800 mm
Height 1 (C)	1770 mm	1830 mm
Height 2 (D)	1800 mm	1850 mm
Weight approx.	168 kg	291 kg
Art. no.	06-1710	06-1711

### Optional accessories:

	Art. no.	excl. VAT
Grit guard GG-01 for WK 30 FH Pro	06-6142	€
Grit guard GG-03 for WK 50 FH Pro	06-6144	€
Pressing pin set, 10 pcs	06-6147	€

# Pneumatic shop press

# PWK 45 F

- As standard with winch for easy height adjustment of the support table
- For straightening, pressing, bending, mounting of gears, washers etc.
- Robust steel frame for heavy demands and high stability
- Piston infeed alternatively manual or pneumatic
- Ideal presses for craft and repair shops
- Equipped as standard with a pressure gauge
- Optimal price-performance ratio due to rational design
- Versatile in assembly and workshop use
- Support table with locking pin, 5-fold height adjustable



Optionally available: pressure pin set 10-pcs., can be mounted on the side of the machine body.



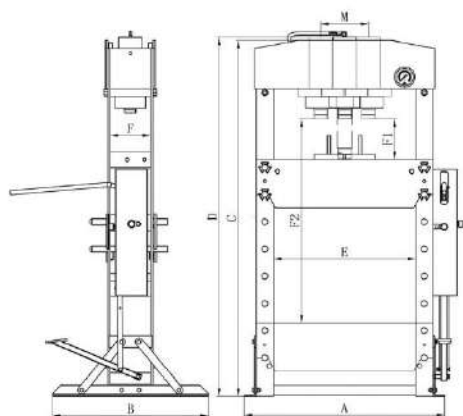
Easy height adjustment of the support table by winch.



Example of use pressure pin set.

Piston infeed  
alternatively manual  
or pneumatic

**BERNARDO**  
SEMIPROFESSIONAL



## Technical data

## PWK 45 F

Pressure force	45 to
Piston stroke	190 mm
Table width	360 mm
Pass (E)	825 mm
Pass (F)	185 mm
Distance cylinder - table (F1)	170 mm
Distance cylinder - table (F2)	870 mm
Width (A)	1110 mm
Depth (B)	800 mm
Height 1 (C)	1660 mm
Height 2 (D)	1720 mm
Weight approx.	299 kg
Art. no.	06-1715



## Optional accessories:

Pressing pin set, 10 pcs

Art. no. excl. VAT

06-6147 €

# Pneumatic shop press

# PWK 50 F

- As standard with winch for easy height adjustment of the support table
- Piston infeed alternatively manual or pneumatic
- Powerful workshop presses for craft and repair shops
- Optimal price-performance ratio due to rational design
- The standard foot pedal keeps hands free for the workpiece
- Increased range of use through the optional pressure pin set (10 pcs.)
- Pressure cylinder with integrated return spring for the piston retraction
- Welded steel frame for heavy demands and high stability
- Versatile use through left and right moveable pressure cylinder



Movable pressure cylinder for universal use.



Integrated winch for easy height adjustment of the support table.

**BERNARDO**  
SEMIPROFESSIONAL


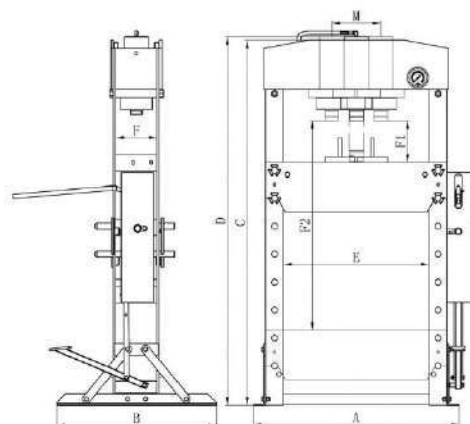



Illustration with optional grit guard GG-03. To remove the workpiece, the grit guard can be easily moved down.



Piston infeed  
alternatively manual  
or pneumatic

## Technical data

## PWK 50 F

Pressure force	50 to
Piston stroke	200 mm
Table width	260 mm
Pass (E)	730 mm
Pass (F)	200 mm
Distance cylinder - table (F1)	75 mm
Distance cylinder - table (F2)	1050 mm
Cylinder moveable (M)	240 mm
Width (A)	1040 mm
Depth (B)	800 mm
Height 1 (C)	1835 mm
Height 2 (D)	1880 mm
Weight approx.	292 kg
Art. no.	06-1716

## Optional accessories:

Grit guard GG-03	Art. no.	excl. VAT
Pressing pin set, 10 pcs	06-6144	€
	06-6147	€

# Pneumatic shop press

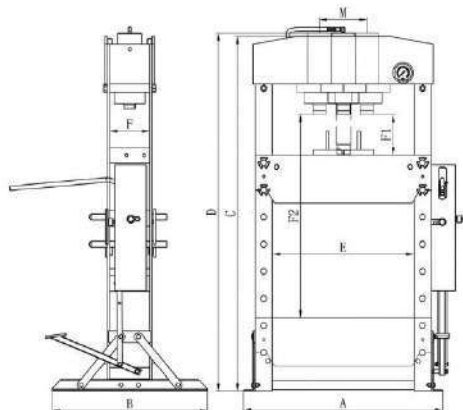
# PWK 75 F

- Versatile use through left and right moveable pressure cylinder
- The standard foot pedal keeps hands free for the workpiece
- Pressure cylinder with integrated return spring for the piston retraction
- Piston infeed alternatively manual or pneumatic by foot pedal
- Powerful workshop presses for craft and repair shops
- Optimal price-performance ratio due to rational design
- As standard with winch for easy height adjustment of the support table
- Increased range of use through the optional pressure pin set (10 pcs.)
- Welded steel frame for heavy demands and high stability
- Support table with locking pin, 8-fold height adjustable



Standard with support prism for straightening of shafts.

**BERNARDO**  
SEMIPROFESSIONAL



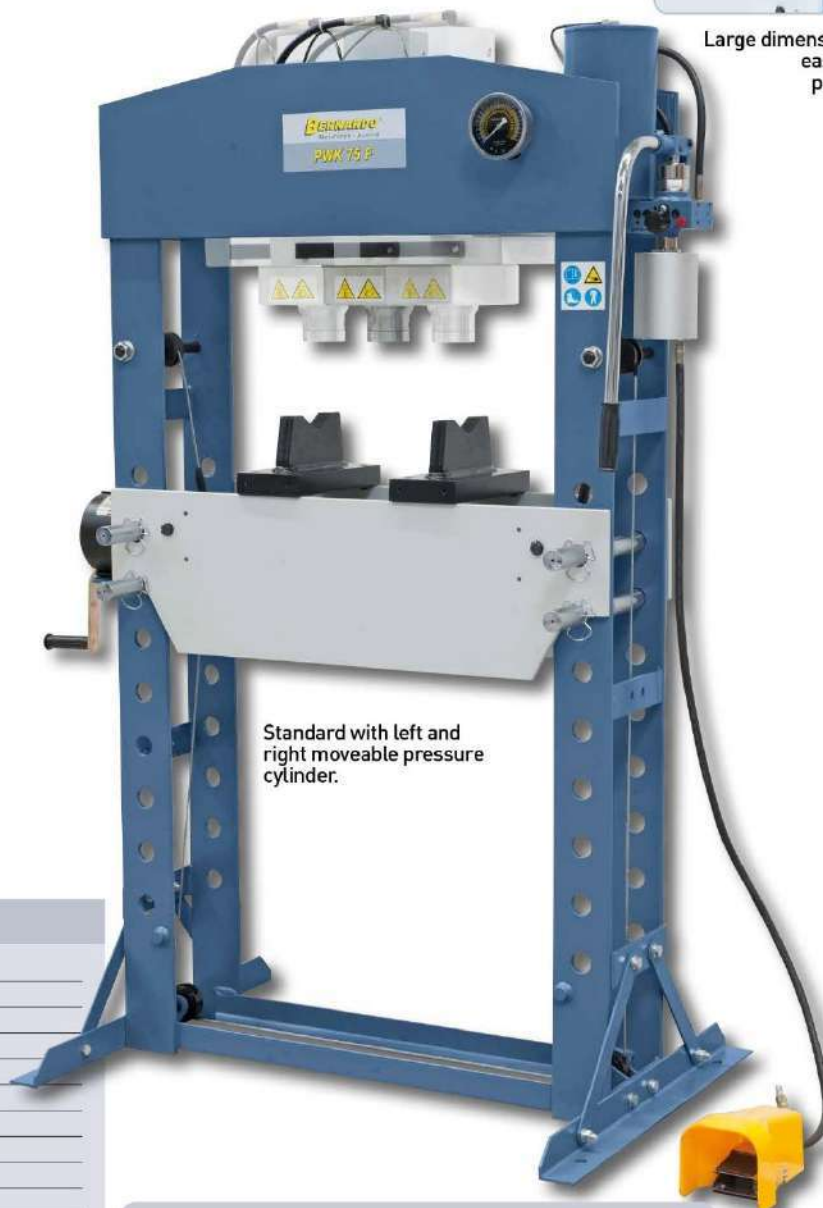
## Technical data

## PWK 75 F

Pressure force	75 to
Piston stroke	250 mm
Table width	280 mm
Pass (E)	800 mm
Pass (F)	215 mm
Distance cylinder - table (F1)	170 mm
Distance cylinder - table (F2)	880 mm
Cylinder moveable (M)	260 mm
Width (A)	1140 mm
Depth (B)	800 mm
Height 1 (C)	1840 mm
Height 2 (D)	1930 mm
Weight approx.	426 kg
Art. no.	06-1718



Large dimensioned lever for easy infeed of the pressure piston.



Standard with left and right moveable pressure cylinder.

## Optional accessories:

Grit guard GG-04	06-6145	€
Pressing pin set, 10 pcs	06-6147	€

Art. no. excl. VAT

- Ideal for straightening axles, shafts, etc., but also for pressing in and out of bolts, bearings, bushings and much more
- Piston infeed alternatively manual or pneumatic by foot pedal
- The standard foot pedal keeps hands free for the workpiece
- Welded steel frame for heavy demands and high stability
- Pressure cylinder with integrated return spring for the piston retraction
- Versatile use through left and right moveable pressure cylinder
- Powerful workshop presses for craft and repair shops
- As standard with winch for easy height adjustment of the support table



Standard with crank for adjusting the cylinder (left / right) or for height adjustment of the support table.

**BERNARDO**  
SEMIPROFESSIONAL




The piston stroke is carried out either by a hand lever (2 stages) or pneumatically by foot pedal.

Optional available:  
Pressure pin set 10-pcs.



Illustration with optional grit guard GG-05. To remove the workpiece, the grit guard can be easily moved down.



## Technical data

## PWK 100 F

Pressure force	100 to
Piston stroke	300 mm
Table width	340 mm
Pass (E)	785 mm
Pass (F)	270 mm
Distance cylinder - table (F1)	110 mm
Distance cylinder - table (F2)	810 mm
Cylinder moveable (M)	245 mm
Width (A)	1200 mm
Depth (B)	1000 mm
Height 1 (C)	1835 mm
Height 2 (D)	1880 mm
Weight approx.	664 kg
Art. no.	06-1719

## Optional accessories:

Grit guard GG-05	Art. no.	excl. VAT
Pressing pin set, 10 pcs	06-6146	€
	06-6147	€

- Equipped as standard with a laterally movable cylinder
- Adjustment device for height adjustment of the work table included in delivery
- Ideal for straightening axles, shafts, etc., but also for pressing in and out of bolts, bearings, bushings and much more
- High quality hydraulic presses for professional use
- Equipped as standard with a pressure gauge for pressure display
- Fast forward and return speeds for efficient work
- Solid frame in box construction made of welded section steel
- Piston can be stopped in any position



Universally applicable by the left and right moveable piston.



A sensitive feeding and stopping of the piston is ensured by special lever.



Including device for height adjustment of the work table.

**Best  
Price**



Technical data	BHP 30	BHP 50	BHP 80	BHP 100
Pressure force	30 to	50 to	80 to	100 to
Passage between stand	700 mm	800 mm	900 mm	1000 mm
Piston stroke	300 mm	400 mm	400 mm	400 mm
Piston diameter	60 mm	70 mm	80 mm	90 mm
Max. pressure	180 bar	200 bar	212 bar	215 bar
Table width	385 mm	500 mm	575 mm	635 mm
Max. working height	950 mm	910 mm	950 mm	930 mm
Forward speed	10 mm/sec.	9,3 mm/sec.	8,8 mm/sec.	10 mm/sec.
Return speed	18 mm/sec.	13,1 mm/sec.	11,3 mm/sec.	14 mm/sec.
Motor power	1,5 kW	2,2 kW	3,0 kW	4,0 kW
Width	960 mm	1070 mm	1260 mm	1640 mm
Depth	630 mm	730 mm	800 mm	800 mm
Height	2200 mm	2300 mm	2500 mm	2600 mm
Weight approx.	360 kg	500 kg	785 kg	827 kg
Art. no.	06-1738XL	06-1739XL	06-1740XL	06-1741XL
Price excl. VAT				



Large dimensioned piston for highest demands.



The control panel contains all important switching elements.



The prism supports enable the straightening of shafts, axles, etc.



Hydraulic system with high quality components.



Including prism supports

Including overload valve

Technical data	BHP 150	BHP 200	BHP 250
Pressure force	150 to	200 to	250 to
Passage between stand	1100 mm	1100 mm	1200 mm
Piston stroke	400 mm	400 mm	400 mm
Piston diameter	100 mm	120 mm	130 mm
Max. pressure	250 bar	250 bar	250 bar
Table width	635 mm	700 mm	745 mm
Max. working height	960 mm	800 mm	800 mm
Forward speed	8,5 mm/sec.	8 mm/sec.	8,5 mm/sec.
Backward speed	10,5 mm/sec.	9,8 mm/sec.	10,8 mm/sec.
Motor power	5,5 kW	7,5 kW	7,5 kW
Width	1800 mm	1880 mm	2050 mm
Depth	820 mm	900 mm	1000 mm
Height	2420 mm	2460 mm	2600 mm
Weight approx.	1170 kg	1370 kg	2200 kg
Art. no.	06-1742XL	06-1743XL	06-1744XL
Price excl. VAT			

Standard accessories:

- Pressure gauge
- Height adjustable work table
- Overload valve
- Moveable cylinder
- Prism supports



- Ideal for assembly and straightening work, but also ideal for setting up tools, during load tests and for workpiece checks
- Table height adjustment by means of chain and working cylinder
- Equipped as standard with a laterally movable cylinder (except HWP 30)
- Piston feed either through hand lever or sensitive hydraulic pump
- Fast forward and return speeds for efficient work
- Powerful workshop presses for craft and repair shops
- Piston can be stopped in any position



Laterally moveable piston for universal use (except HWP 30).



Including device for height adjustment of the work table.



The piston stroke takes place alternatively by hand lever or hydraulic pump.



#### Optional accessories:

	Art. no.	excl. VAT
Prism supports for HWP 30	06-6651	€
Prism supports for HWP 60	06-6652	€
Prism supports for HWP 100	06-6654	€
Prism supports for HWP 160	06-6656	€
Prism supports for HWP 200	06-6657	€

Technical data	HWP 30	HWP 60	HWP 100	HWP 100 - 1500
Pressure force	30 to	60 to	100 to	100 to
Passage between stand	750 mm	750 mm	1100 mm	1500 mm
Piston stroke	380 mm	380 mm	380 mm	380 mm
Piston diameter	55 mm	75 mm	90 mm	90 mm
Max. pressure	221 bar	259 bar	258 bar	258 bar
Table width	325 mm	345 mm	425 mm	425 mm
Max. working height	950 mm	950 mm	930 mm	890 mm
Forward speed	9,8 mm/sec.	8,7 mm/sec.	7,5 mm/sec.	7,5 mm/sec.
Working speed	3,57 mm/sec.	2,02 mm/sec.	2,47 mm/sec.	2,47 mm/sec.
Return speed	18,11 mm/sec.	10,79 mm/sec.	9,06 mm/sec.	9,06 mm/sec.
Motor power	1,5 kW	1,5 kW	2,2 kW	2,2 kW
Width	1315 mm	1315 mm	1665 mm	2065 mm
Depth	805 mm	805 mm	865 mm	865 mm
Height	2120 mm	2120 mm	2140 mm	2180 mm
Weight approx.	395 kg	540 kg	970 kg	1145 kg
Art. no.	06-1745XL	06-1750XL	06-1755XL	06-1765XL
Price excl. VAT				



Hard chromed piston made of tempered special steel.



For straightening shafts, optional prism supports are available.



### Technical data

	HWP 160	HWP 160-1500	HWP 200
Pressure force	160 to	160 to	200 to
Passage between stand	1100 mm	1500 mm	1300 mm
Piston stroke	400 mm	400 mm	400 mm
Piston diameter	125 mm	125 mm	140 mm
Max. pressure	255 bar	255 bar	243 bar
Table width	498 mm	495 mm	525 mm
Max. working height	930 mm	930 mm	930 mm
Forward speed	7,48 mm/sec.	7,48 mm/sec.	5,73 mm/sec.
Working speed	2,4 mm/sec.	2,4 mm/sec.	1,84 mm/sec.
Backward speed	9,35 mm/sec.	9,35 mm/sec.	7,08 mm/sec.
Motor power	3,0 kW	3,0 kW	3,0 kW
Width	1725 mm	2125 mm	1925 mm
Depth	935 mm	935 mm	975 mm
Height	2200 mm	2270 mm	2270 mm
Weight approx.	1195 kg	1430 kg	1690 kg
Art. no.	06-1770XL	06-1775XL	06-1777XL
Price excl. VAT			

**Optimal price-performance ratio**

### Standard accessories:

- Pressure gauge
- Height adjustable work table
- Overload valve
- Moveable cylinder (except HWP 30)

# Hydraulic shop presses with moveable cylinder

# BRHP-QZ

- Adjustment device for height adjustment of the work table included in delivery
- Ideal for straightening axles, shafts, etc., but also for pressing in and out of bolts, bearings, bushings and much more
- High quality hydraulic presses for industrial use
- Equipped as standard with a pressure gauge for pressure display
- Fast forward and return speeds for efficient work
- Robust welded steel construction for heavy demands
- Piston can be stopped in any position



All switching elements clearly arranged.



Increased safety thanks to two-hand operation and emergency stop switch in the control panel.



Including  
overload valve

Technical data	BRHP 100 QZ	BRHP 150 QZ	BRHP 200 QZ	BRHP 250 QZ
Pressure force	100 to	150 to	200 to	250 to
Passage between stand	1000 mm	1000 mm	1100 mm	1100 mm
Piston stroke	400 mm	400 mm	400 mm	400 mm
Cylinder diameter	220 mm	280 mm	320 mm	360 mm
Max. pressure	265 bar	245 bar	250 bar	250 bar
Max. working height	950 mm	950 mm	900 mm	900 mm
Forward speed	8,6 mm/sec.	8 mm/sec.	8,2 mm/sec.	8,2 mm/sec.
Return speed	12 mm/sec.	10,5 mm/sec.	10,8 mm/sec.	11,8 mm/sec.
Motor power	4,0 kW	7,5 kW	7,5 kW	11,0 kW
Width	1900 mm	2100 mm	2050 mm	2400 mm
Depth	800 mm	850 mm	900 mm	950 mm
Height	2200 mm	2320 mm	2400 mm	2400 mm
Weight approx.	1250 kg	1800 kg	2350 kg	2650 kg
Art. no.	06-1781XL	06-1782XL	06-1783XL	06-1784XL

# Hydraulic shop presses with moveable cylinder

# BRHP-QZ

Shop presses



The piston can be moved to the left or right by handwheel.




Robust locking bolts ensure a secure hold of the support table.



Hydraulic system with high quality components.



Large dimensioned piston for highest demands.



**Best Price**

**Including prism supports**

### Standard accessories:

- Pressure gauge
- Height adjustable work table
- Overload valve
- Moveable cylinder
- Prism supports

**BERNARDO**  
INDUSTRY

**BERNARDO**  
www.bernardo-spain.com



***BERNARDO***<sup>®</sup>

[www.bernardo-spain.com](http://www.bernardo-spain.com)

**SLT int trade SL**

08800 Vilanova i La Geltru / Barcelona

phone: +34 611280668

e-mail: [info@bernardo-spain.com](mailto:info@bernardo-spain.com) / [www.bernardo-spain.com](http://www.bernardo-spain.com)